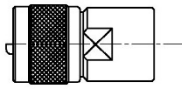


ASSEMBLY INSTRUCTION

Part1



1

Bushing block



2

Gasket



3

Nylon ferrule



4

Gasket



5

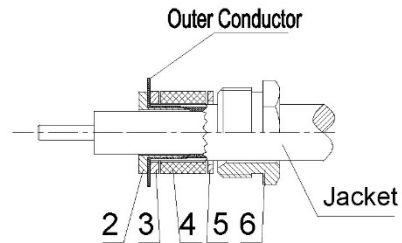
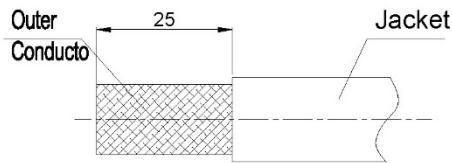
Back Nut



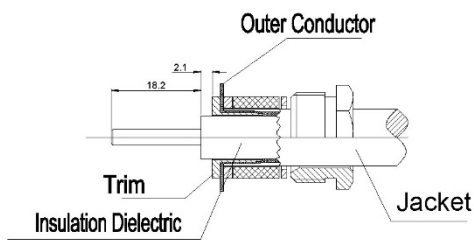
6

2. In turn set into 6, 5, 4, 3, 2

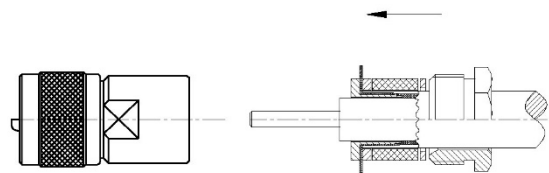
1. Stripping as following picture



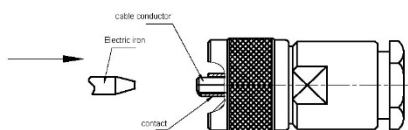
3. Cable strip



4. Put cable Assembly into body



5. soldering



6. Screw part1

