

CP - HIGH POWER, HIGH Q

RF POWER CAPACITORS, RoHS COMPLIANT

Description

Low ESR/ESL
Porcelain Capacitors
Excellent characteristics in current, voltage and power with high Q factor
Highest working voltage in class – 7'000V



Applications

- RF Power Amplifiers
- Industrial (Plasma Chamber)
- Medical (MRI Coils)

Circuit applications

- DC Blocking
- Matching Networks
- Tuning and Coupling

I. Electrical specifications

Parameter	Value
Capacitance	0.5 to 10'000 pF
Tolerances	B, C, D below 10 pF F, G, J, K above 10 pF
Working Voltage (WVDC)	see Capacitance Value chart
Temperature Coefficient	100 +/-30ppm/°C, -55°C to +125°C
Insulation Resistance	10 ⁵ MΩ min @ 25°C at rated WVDC 10 ⁴ MΩ min @ 125°C at rated WVDC
Dielectric Withstanding (test voltage applied for 5 seconds)	2.0 x WVDC for WVDC ≤ 500V 1.5 x WVDC for 500V < WVDC ≤ 2'500V 1.3 x WVDC for WVDC > 2'500V
Aging	none
Piezo Effects	none

II. Mechanical specifications

Parameter	Value	Comment
Case Size	X	2225
	E	4040

For each case size, the recommended terminations are listed below.

NB:

- all the terminations are backward compatible and lead-free.
- the non-magnetic terminations are all Magnetism-free Rated.

MR certified®

ITAR Free®

CP - HIGH POWER, HIGH Q

RF POWER CAPACITORS, RoHS COMPLIANT

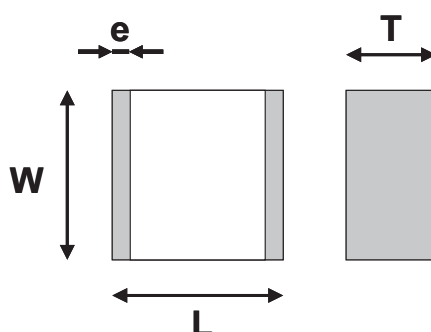
Termination Type	Code	CPX	CPE
Standard (tin-plated nickel)	S	AVAILABLE	AVAILABLE
Non-magnetic (tin-plated copper)	C	AVAILABLE	AVAILABLE

III. Environmental specifications

Parameter	Value
Life Test	2'000 hours, +125°C at 1.5 x WVDC (WVDC≤500V) at 1.3 x WVDC (500V<WVDC<1'250V) at 1.0 x WVDC (1'250V≤WVDC)
Moisture Resistance Test 1	240 hours, 85% relative humidity at +85°C (ESA/SCC n°3009)
Moisture Resistance Test 2	56 days, 93% relative humidity at +40°C 0V, 5V, 500V max.

IV. Outline dimensions

Parameter	X (2225)	E (4040)
Length (L)	6.20 mm + 0.30 / - 0.70 mm	10.50 mm + 0.30 / - 0.70 mm
Width (W)	6.60 ±0.50 mm	9.50 ±0.50 mm
Thickness (T)	3.80 mm (max.)	4.50 mm (max.)
End-Band (e)	0.80 ±0.60mm	0.80 ±0.60mm



CP - HIGH POWER, HIGH Q

RF POWER CAPACITORS, RoHS COMPLIANT

V. How to order

362	CP	X	100	G	C	1		L		ROHS
voltage	dielectric	case size	capacitance	tolerance code	termination code	mechanical code	coating code	marking code	tape and reel	
please refer to Volt Code given in Capacitance Values chart		X E	please refer to Cap Code given in Capacitance Values chart	A=±0.05pF B=±0.1pF C=±0.25pF D=±0.5pF F=±1% G=±2% J=±5% K=±10%	please refer to Mechanical Termination chart	please refer to Mechanical Configuration chart	"H" means coating requested leave blank if no coating requested	"L" means marking requested leave blank if no marking requested	"E" means horizontal orientation "X" means vertical orientation leave blank if no tape and reel requested	the RoHS tag is not part of the reference tag added at the end of P/N for information
201=200V 301=300V 501=500V 102=1KV 122=1.2KV 152=1.5KV 162=1.6KV 252=2.5KV 362=3.6KV 502=5KV 702=7KV										

NB: for capacitance values lower than 10pF, tolerances B, C and D apply. For capacitance values equal to or higher than 10pF, tolerances F, G, J and K apply.

VI. Tape and Reel

The following chart gives the number of components per reel.

	CPX	CPE
Parts per Reel	500	500 or 700

NB: the vertical orientation of product (letter code X) is only available on CPE. In this case, the quantity per reel is 350 pieces.

CP - HIGH POWER, HIGH Q

RF POWER CAPACITORS, RoHS COMPLIANT

VII. Capacitance Values

Value (pF)	Cap. Code	X (2225)		E (4040)		Value (pF)	Cap. Code	X (2225)		E (4040)			
		Standard	Extended	Standard	Extended			Standard	Extended	Standard	Extended		
1,0	1R0	2500V	3600V	3600V	7000V	56	560	2500V	3600V	3600V	7000V		
1,1	1R1					62	620					68	680
1,2	1R2					75	750					82	820
1,3	1R3					91	910					100	101
1,4	1R4					110	111					120	121
1,5	1R5					130	131					150	151
1,6	1R6					160	161					180	181
1,7	1R7					200	201					220	221
1,8	1R8					240	241					270	271
1,9	1R9					300	301					330	331
2,0	2R0					360	361					390	391
2,1	2R1					430	431					470	471
2,2	2R2					510	511					560	561
2,4	2R4					620	621					680	681
2,7	2R7					750	751					820	821
3,0	3R0					910	911					1 000	102
3,3	3R3					1 100	112					1 200	122
3,6	3R6					1 500	152					1 800	182
3,9	3R9					2 200	222					2 700	272
4,3	4R3	3 000	302	3 300	332								
4,7	4R7	3 900	392	4 700	472								
5,1	5R1	5 100	512	5 600	562								
5,6	5R6	6 800	682	8 200	822								
6,2	6R2	10 000	103										
6,8	6R8												
7,5	7R5												
8,2	8R2												
9,1	9R1												
10	100												
11	110												
12	120												
13	130												
15	150												
16	160												
18	180												
20	200												
22	220												
24	240												
27	270												
30	300												
33	330												
36	360												
39	390												
43	430												
47	470												
51	510												

NB: special values, tolerances, higher WVDC and matching available, please consult factory.

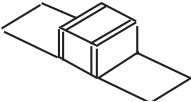
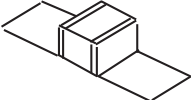
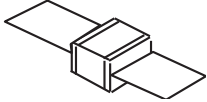
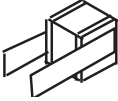
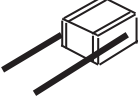
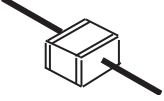
EXXEL A TEMEX reserves the right to modify herein specifications and information at any time when necessary to provide optimum performance and cost.

CP - HIGH POWER, HIGH Q

RF POWER CAPACITORS, RoHS COMPLIANT

VIII. Mechanical Configurations

VIII.1. Lead/Ribbon and Wire Types

Configuration Type	Code	Description
	1	Micro-strip Ribbon
	1S	Short-strip Ribbon
	2	Axial Ribbon
	3	Radial Ribbon
	6	Radial Wire
	7	Axial Wire

NB: when coding ribbons or wires for the description of the part, the termination has to be mentioned for MR_{certified} types to ensure that only non-magnetic materials are used.

Examples : 362 CPE 470 J1L any termination material could be used
 362 CPE 470 JC1L only non-magnetic termination materials could be used

EXXELIA TEMEX reserves the right to modify herein specifications and information at any time when necessary to provide optimum performance and cost.

CP - HIGH POWER, HIGH Q

RF POWER CAPACITORS, RoHS COMPLIANT

VIII.2. Lead/Ribbon and Wire Matrix

Termination Type	Code	CPX	CPE
Micro-strip Ribbon	1	AVAILABLE	AVAILABLE
Short Micro-strip Ribbon	1S		AVAILABLE
Axial Ribbon	2		AVAILABLE
Radial Ribbon	3		AVAILABLE
Radial Wire	6	AVAILABLE ⁽¹⁾	AVAILABLE ⁽¹⁾
Axial Wire	7	AVAILABLE ⁽¹⁾	AVAILABLE ⁽¹⁾

(1): these termination types are non ROHS.

VIII.3. Lead/Ribbon and Wire Dimensions

Within each cell, first the length and then the width/diameter of any single ribbon or wire are given.

Termination Type	Code	CPX	CPE
Micro-strip Ribbon	1	12.00 5.40	16.00 8.90
Short Micro-strip Ribbon	1S		8.50 8.90
Axial Ribbon	2		16.00 8.90
Radial Ribbon	3		19.00 8.90
Radial Wire	6	30.00 0.60	30.00 0.90
Axial Wire	7	30.00 0.60	30.00 0.90

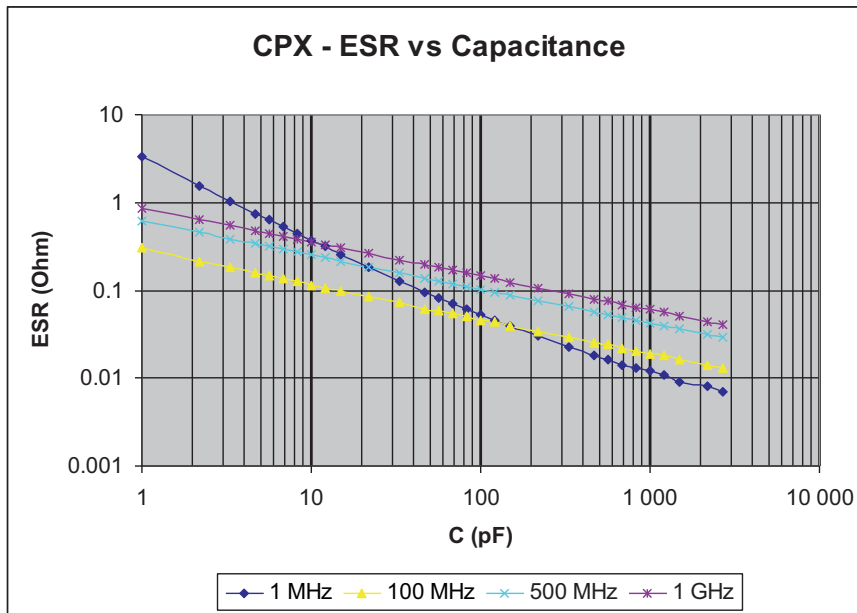
NB: dimensions are in mm.

CP - HIGH POWER, HIGH Q

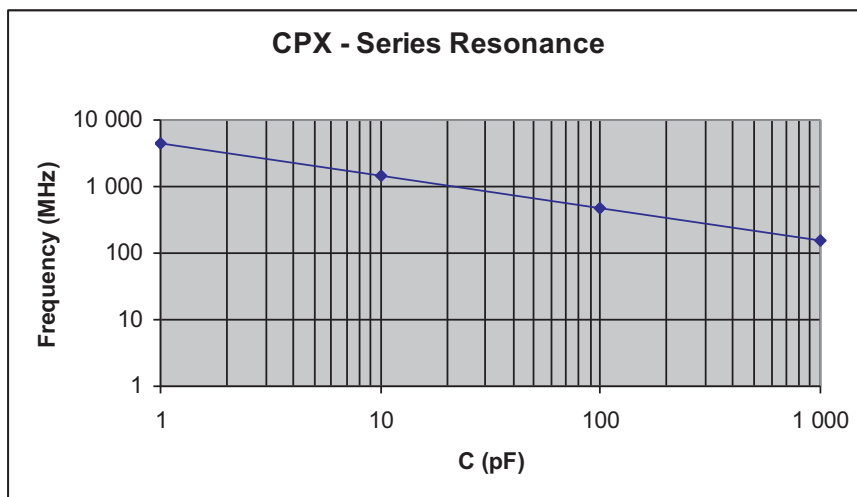
RF POWER CAPACITORS, RoHS COMPLIANT

IX. Performance Data

IX.1. ESR



IX.2. Series Resonance Frequency

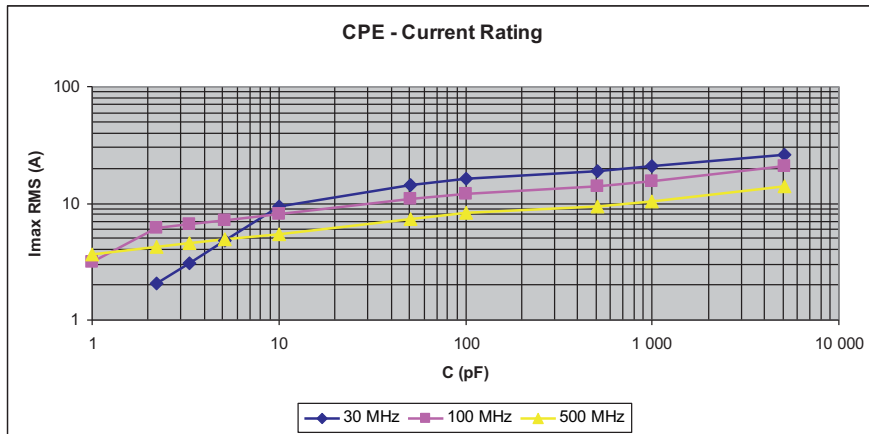
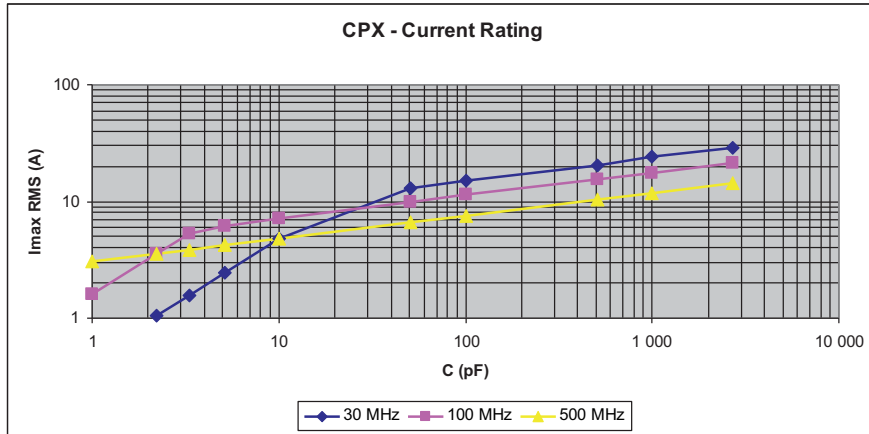


EXXELIA TEMEX reserves the right to modify herein specifications and information at any time when necessary to provide optimum performance and cost.

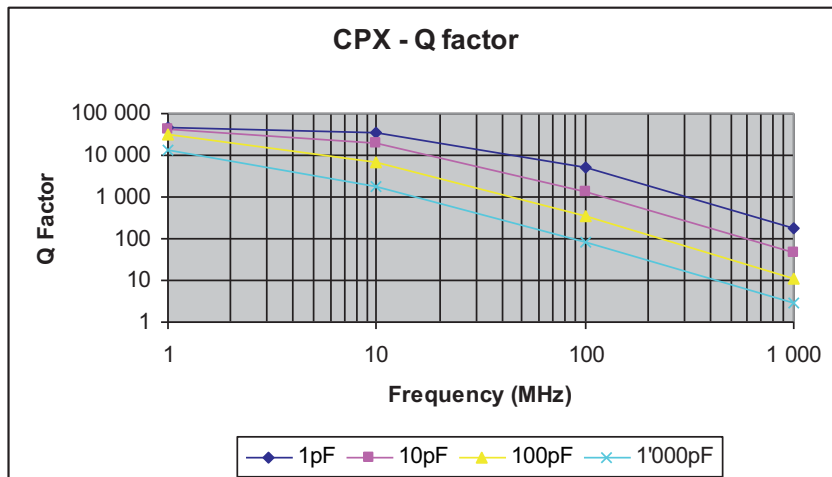
CP - HIGH POWER, HIGH Q

RF POWER CAPACITORS, RoHS COMPLIANT

IX.3. Current Rating



IX.4. Q Factor



EXXELIA TEMEX reserves the right to modify herein specifications and information at any time when necessary to provide optimum performance and cost.