

## Chip Solid Inductor BLM11/21/32/31/41 Series

2

The Chip solid inductor is a ferrite bead inductor in the shape of a chip.

This inductor generates an impedance (several 10s to several 100sΩ) consisting of the resistance element at high frequencies of 10MHz or more. In this way, it effectively damps the noise element when connected in series into a noise conduction circuit. The inductor has virtually no effect on the signal element.

To facilitate selection to meet the noise requirements of particular circuits, these chips are offered in a series from 5Ω to 600Ω at 100MHz impedances.

These are three different sizes available, 1.6×0.8, 2×1.25, 3.2×1.6 and 4.5×1.6mm. (The Array type BLA series is also available. Please see page 11.)

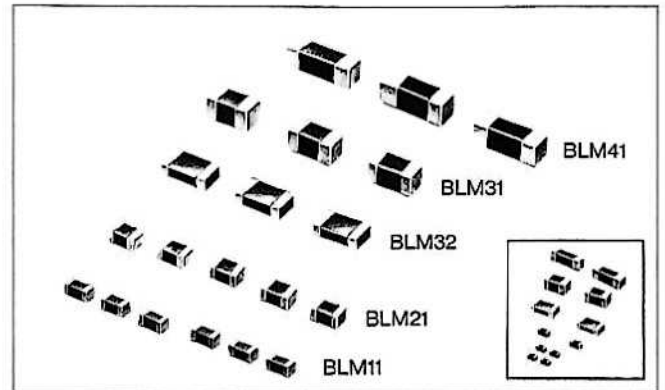
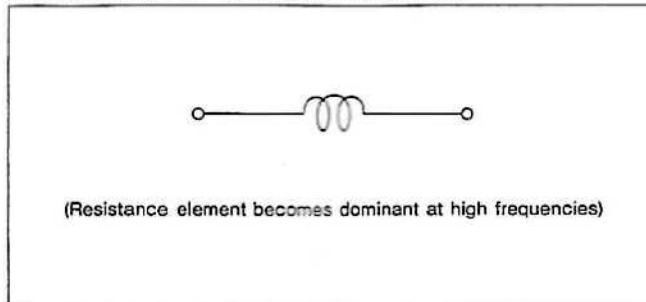
### FEATURES

- Small size generating high impedance. (1.6×0.8, yielding 220Ω and 2×1.25mm yielding 600Ω Typ. at 100MHz)
- Minimum floating capacity and excellent high frequency characteristics.
- Outstanding soldering heat resistance. Both flow and reflow soldering methods can be used.

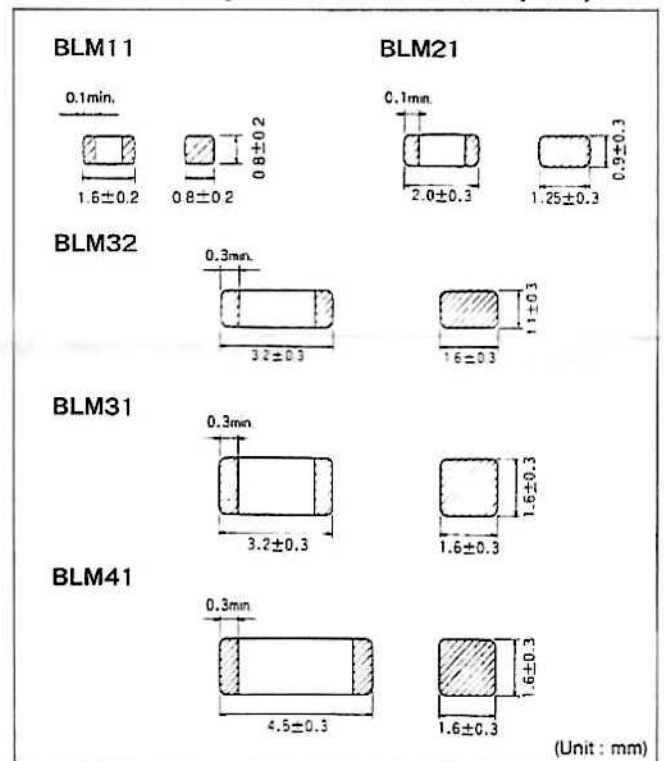
### APPLICATIONS

- EMI suppression for various electric equipments.
- Comparatively suit for suppression of not heavy noise.
- Can be used for circuits with unstable grounding.

### EQUIVALENT CIRCUIT DIAGRAM



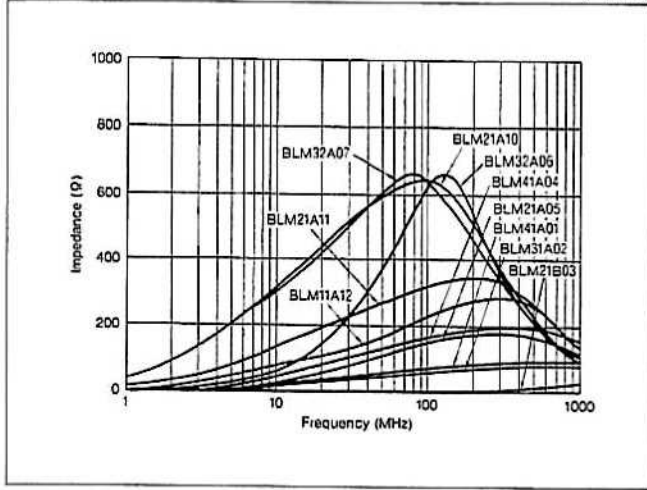
### DIMENSIONS (mountable at 2.5mm pitch)



### SPECIFICATIONS

Part Number	Characteristics Impedance (Ω) (Typ.) at 100MHz	Rated Current (mA)	DC Resistance (Ωmax)	Operating Temp. Range	FEATURES
BLM11A12	220	200	0.5	-55°C~ +125°C	Ultra-miniature size, high density mounting.
BLM21A05	120	200	0.6		Compact size, middle impedance.
BLM21A11	300	200	1.0		Compact size, high impedance.
BLM21A10	600	200	1.5		Extremely high impedance. Wide effective frequency Range.
BLM21B03	5	500	0.2		For prevention of abnormal oscillation.
BLM32A06	600	200	1.0		Extremely high impedance.
BLM32A07	600	200	1.0		Extremely high impedance. For low speed signal line.
BLM31A02	70	200	0.5		Middle impedance. Work as well as single Ferrite bead.
BLM41A01	80	500	0.3		For large current circuit such as power supplies.
BLM41A04	150	200	0.7		High impedance. Work as well as double Ferrite bead.

## ■ IMPEDANCE FREQUENCY CHARACTERISTICS (Typ.)



## ■ PART NUMBERING

(Please specify the part number when ordering.)

(Ex.) **BLM31** **A02** **PT**  
 ① ② ③

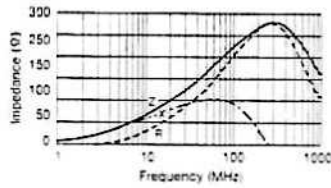
- ① Type.
- ② Characteristics.
- ③ Packaging code. PT: Taped  
PB: Bulk package

2

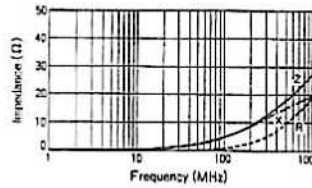
### BLM11/21 Series



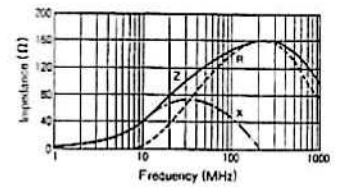
BLM11A12



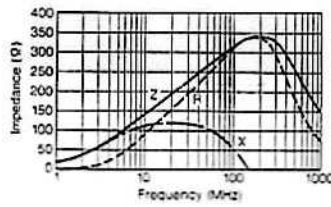
BLM21B03



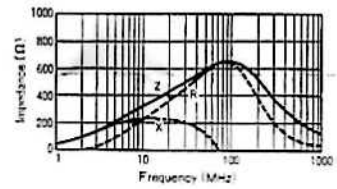
BLM21A05



BLM21A11



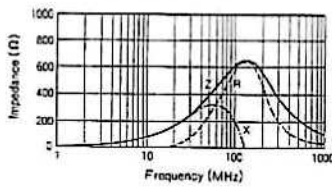
BLM21A10 (For low speed signal line)



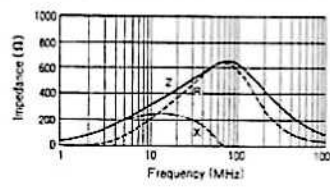
### BLM32/31 Series



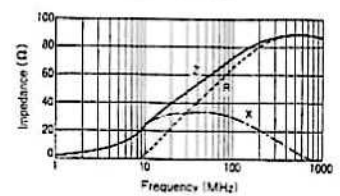
BLM32A06



BLM32A07 (For low speed signal line)



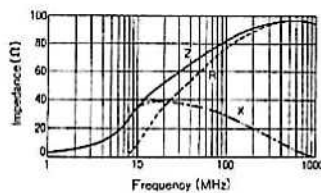
BLM31A02



### BLM41 Series



BLM41A01



BLM41A04

