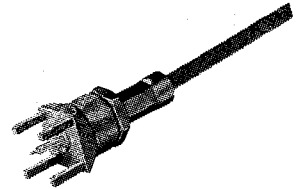
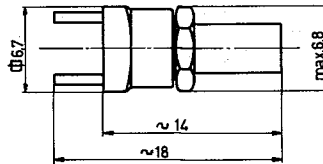


SUHNER TYPE	Ident. no.	Mounting hole	Weight	Fig.	Notes
<b>SMB</b>					
85 SMB-50-0-1/111	640235	ML 41 *	3.0 g	SMB	
85 SMB-50-0-1/133	641270	ML 41 *	3.0 g	SMB	Sucoplate <sup>®</sup> plating
<b>SMC</b>					
85 SMC-50-0-1/111	640326	ML 41 *	3.1 g	SMC	
85 SMC-50-0-1/133	642472	ML 41 *	3.1 g	SMC	Sucoplate <sup>®</sup> plating
<b>SMS</b>					
85 SMS-50-0-1	640378	ML 41 *	3.0 g	SMS	

### PCB cable terminators

outer conductor crimped


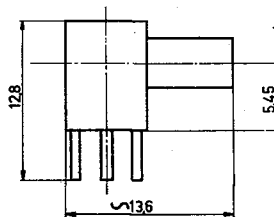


SUHNER TYPE	Ident. no.	Cable group	(example)	AI	Mounting hole	Weight	Crimp tool
<b>SMC</b>							
83 SMC-0-1-2	640314	U1	(RG 178 B/U)	3052	ML 41 *	2.3 g	insert A
83 SMC-0-2-2	640317	U2	(RG 316/U)	3052	ML 41 *	2.3 g	insert A
83 SMC-0-2-7	643477	U4	(K 02252 D)	3052	ML 41 *	2.3 g	insert A

cable assembly is possible after soldering to PCB

### right angle PCB cable terminators

outer conductor crimped



SUHNER TYPE	Ident. no.	Cable group	(example)	AI	Mounting hole	Weight	Crimp tool
<b>SMC</b>							
86 SMC-50-1-2	640322	U1	(RG 178 B/U)	3048	ML 41 *	3.0 g	insert A
86 SMC-50-2-2	640325	U2	(RG 316/U)	3048	ML 41 *	3.0 g	insert A
86 SMC-50-2-7	640328	U4	(K 02252 D)	3048	ML 41 *	3.0 g	insert A

cable assembly before soldering to PCB

tool for assembling of cap 74 Z-0-0-9

\* boring diameter 1.3 mm  
AI = assembly instruction  
cable groups see page 17

mounting holes see page 269  
assembly tools see page 251