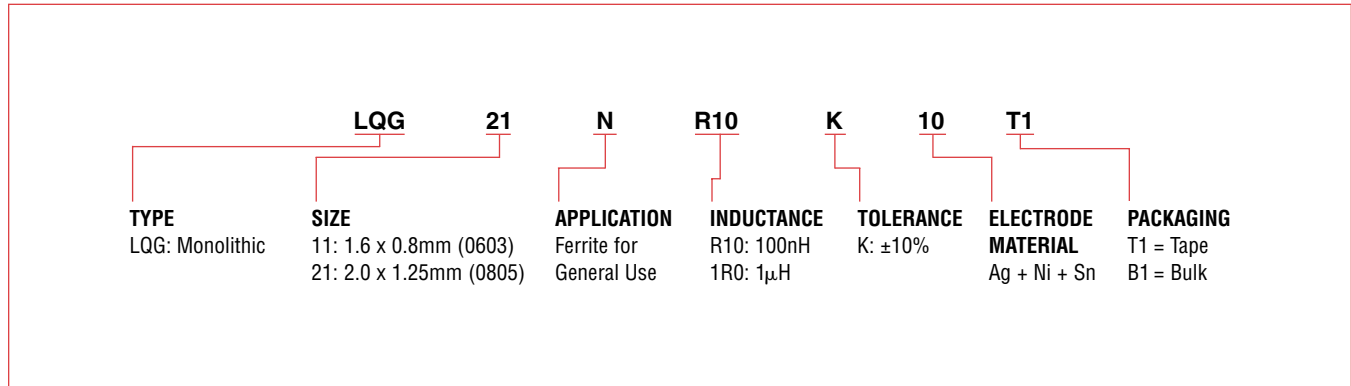


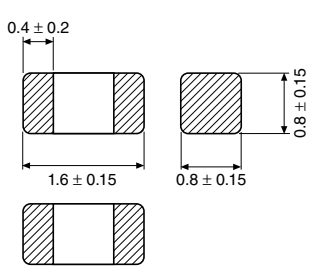


The LQG21N Series are magnetically shielded chip coils which were developed from Murata Electronics' multilayer process technology and magnetic materials. It is one-quarter the size of conventional chip coils and has high reliability.

PART NUMBERING SYSTEM

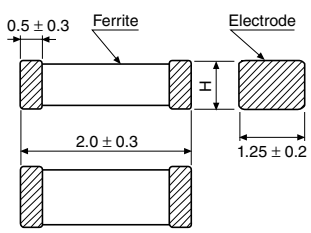


SPECIFICATIONS

Dimensions: mm	Part Number	Inductance		Q		DC Resistance (Ohms max.)	Self-resonant Frequency (MHz min.)	Allowable Current (mA)	Operating Temp. Range
		Nominal Value (nH)	Tolerance (%)	Nominal Value (min.)	Test Frequency (MHz)				
0603 	NEW ★LQG11N47NM00	47	±20	10	50	0.30	260	50	-25°C ~ +85°C
	★LQG11N68NM00	68					250		
	★LQG11N82NM00	82					245		
	★LQG11NR10K00	100	±10	15	25	0.50	240		
	★LQG11NR12K00	120				205			
	★LQG11NR15K00	150				0.60	180		
	★LQG11NR18K00	180				165			
	★LQG11NR22K00	220				0.80	150		
	★LQG11NR27K00	270				136			
	★LQG11NR33K00	330				0.85	125		
	★LQG11NR39K00	390				1.00	110		
	★LQG11NR47K00	470				1.35	105		
	★LQG11NR56K00	560				1.55	95		
	★LQG11NR68K00	680	1.70	90					
	★LQG11NR82K00	820	2.10	85					
	★LQG11N1R0K00	1000	±10	35	10	0.60	75	25	
	★LQG11N1R2K00	1200				0.80	65		
	★LQG11N1R5K00	1500				60			
	★LQG11N1R8K00	1800				0.95	55		
	★LQG11N2R2K00	2200				1.15	50		15

*Available as standard through authorized Murata Electronics Distributors.

SPECIFICATIONS

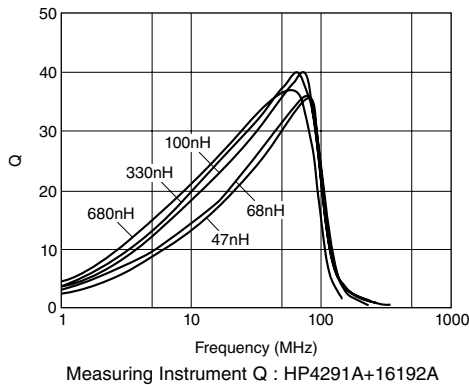
Dimensions: mm	Part Number	Inductance			Q		DC Resistance (Ohms max.)	Self-resonant Frequency (MHz min.)	Allowable Current (mA)	Operating Temp. Range
		Nominal Value (μH)	Tolerance (%)	Measurement Frequency (MHz)	Nominal Value (min.)	Measurement Frequency (MHz)				
	*LQG21NR10K10	0.10	±10	25	20	25	0.26	340	250	-25°C ~ +85°C
	*LQG21NR12K10	0.12					0.29	310		
	*LQG21NR15K10	0.15					0.32	270		
	*LQG21NR18K10	0.18					0.35	250		
	*LQG21NR22K10	0.22					0.38	220		
	*LQG21NR27K10	0.27					0.42	200		
	*LQG21NR33K10	0.33					0.48	180		
	*LQG21NR39K10	0.39					0.53	165		
	*LQG21NR47K10	0.47					0.57	150		
	*LQG21NR56K10	0.56					0.63	140		
	*LQG21NR68K10	0.68		0.72	125	200				
	*LQG21NR82K10	0.82		0.81	115					
	*LQG21N1R0K10	1.0		0.40	107					
	*LQG21N1R2K10	1.2		0.47	97					
	*LQG21N1R5K10	1.5		0.50	87					
	*LQG21N1R8K10	1.8		0.57	80					
	*LQG21N2R2K10	2.2		0.63	71					
	*LQG21N2R7K10	2.7		0.69	66					
	*LQG21N3R3K10	3.3		0.80	59					
	*LQG21N3R9K10	3.9		0.89	53					
*LQG21N4R7K10	4.7	1.00	47	50						
				30						

Part Number	H
LQG21NR10~2R2	0.85 ± 0.2
LQG21N2R7~4R7	1.25 ± 0.2

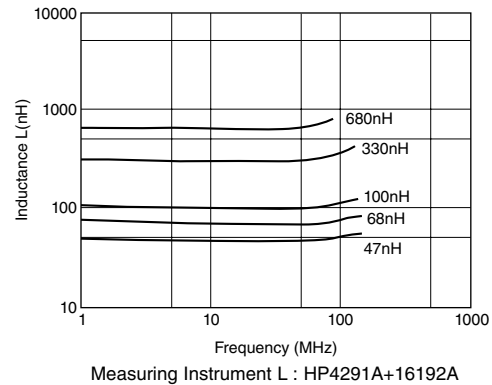
*Available as standard through authorized Murata Electronics Distributors.

TYPICAL ELECTRICAL CHARACTERISTICS

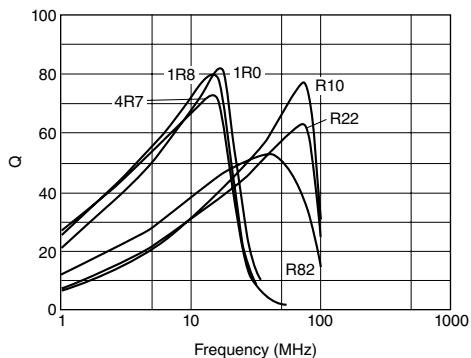
**LQG11N
Q-FREQUENCY CHARACTERISTICS**



**LQG11N
INDUCTANCE-FREQUENCY CHARACTERISTICS**



**LQG21N
Q-FREQUENCY CHARACTERISTICS**



**LQG21N
INDUCTANCE-CURRENT CHARACTERISTICS**

