

Plug-In Power Splitter/Combiner

PSCQ-2-50+ PSCQ-2-50

2 Way-90° 50Ω 25 to 50 MHz



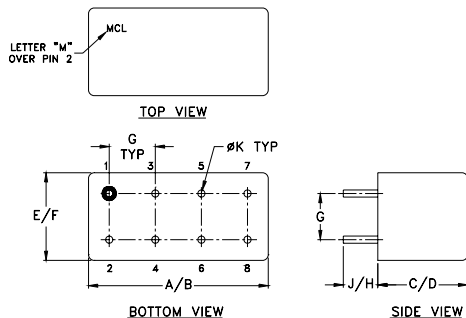
Maximum Ratings

Operating Temperature	-55°C to 100°C
Storage Temperature	-55°C to 100°C
Power Input (as a splitter)	1W max.

Pin Connections

SUM PORT	1
PORT 1 (+90°)	2
PORT 2 (0°)	5
GROUND	3,4,7,8
CASE GROUND	3,4,7,8
50 OHM TERM EXTERNAL	6

Outline Drawing



Outline Dimensions (inch/mm)

A	B	C	D	E	F	
.770	.800	.385	.400	.370	.400	
19.56	20.32	9.78	10.16	9.40	10.16	
G	H	J	K			wt
.200	.20	.14	.031			grams
5.08	5.08	3.56	0.79			5.2

Features

- low insertion loss, 0.3 dB typ.
- high isolation, 30 dB typ.
- rugged shielded case

Applications

- modulators
- balanced amplifiers

+ RoHS compliant in accordance with EU Directive (2002/95/EC)

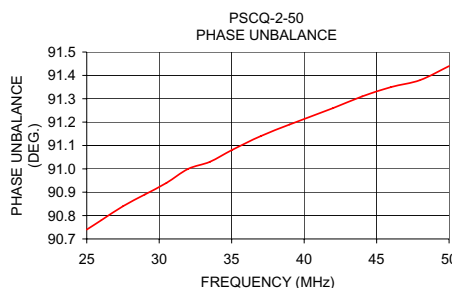
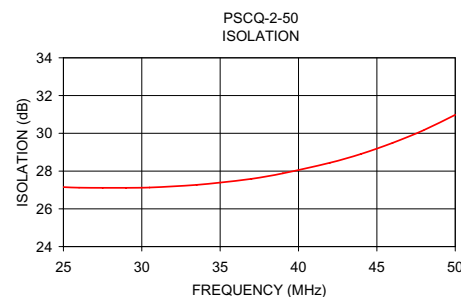
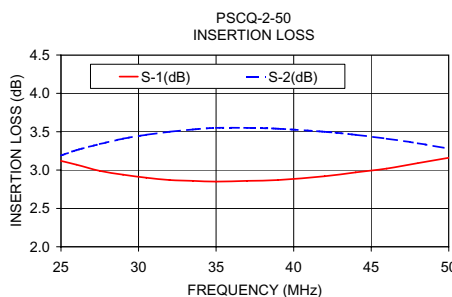
The +Suffix identifies RoHS Compliance. See our web site for RoHS Compliance methodologies and qualifications.

Splitter Electrical Specifications

FREQ. RANGE (MHz)	ISOLATION (dB)		INSERTION LOSS (dB) Avg. of Coupled Outputs less 3 dB		PHASE UNBALANCE (Degrees)	AMPLITUDE UNBALANCE (dB)
	Typ.	Min.	Typ.	Max.		
f _L -f _U					Max.	Max.
25-50	30	20	0.3	0.7	3	1.5

Typical Performance Data

Frequency (MHz)	Insertion Loss (dB)		Amplitude Unbalance (dB)	Isolation (dB)	Phase Unbalance (deg.)	VSWR S	VSWR 1	VSWR 2
	S-1	S-2						
25.00	3.12	3.19	0.07	27.15	90.74	1.10	1.10	1.11
26.00	3.07	3.26	0.19	27.12	90.78	1.11	1.10	1.12
27.50	2.99	3.34	0.35	27.11	90.84	1.11	1.11	1.12
29.00	2.94	3.41	0.47	27.11	90.89	1.11	1.11	1.13
30.50	2.90	3.46	0.56	27.13	90.94	1.12	1.11	1.13
32.00	2.87	3.50	0.63	27.19	91.00	1.12	1.11	1.13
33.50	2.86	3.53	0.67	27.27	91.03	1.12	1.11	1.13
35.00	2.85	3.55	0.70	27.39	91.08	1.12	1.11	1.13
37.00	2.86	3.55	0.69	27.59	91.14	1.12	1.11	1.13
39.00	2.87	3.54	0.67	27.88	91.19	1.12	1.11	1.13
42.00	2.92	3.50	0.58	28.44	91.26	1.11	1.11	1.13
44.00	2.97	3.46	0.49	28.91	91.31	1.11	1.11	1.13
46.00	3.02	3.41	0.39	29.49	91.35	1.10	1.10	1.12
48.00	3.09	3.35	0.26	30.17	91.38	1.10	1.10	1.12
50.00	3.16	3.28	0.12	30.98	91.44	1.09	1.09	1.11



electrical schematic

