

DC Block SMA

BLK-18-S+

50Ω 0.01 to 18 GHz

Maximum Ratings

Operating Temperature	-55°C to 100°C
Storage Temperature	-55°C to 100°C
DC Input Voltage	50V Max.

Permanent damage may occur if any of these limits are exceeded.

Features

- broadband performance
- low insertion loss
- rugged unibody construction
- off-the-shelf availability

Applications

- test and measurement instrumentation
- communication systems
- defense systems

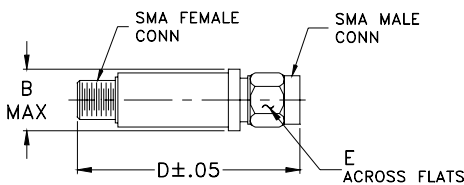


CASE STYLE: FF888

+ RoHS compliant in accordance with EU Directive (2002/95/EC)

The +Suffix has been added in order to identify RoHS Compliance. See our web site for RoHS Compliance methodologies and qualifications.

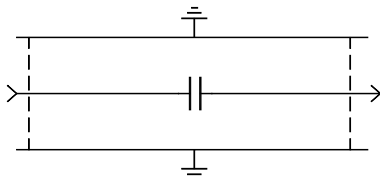
Outline Drawing



Outline Dimensions (inch/mm)

B	D	E	wt
.410	1.18	.312	grams
10.41	29.97	7.92	7.0

Electrical Schematic

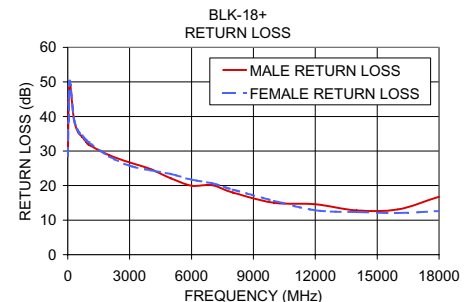
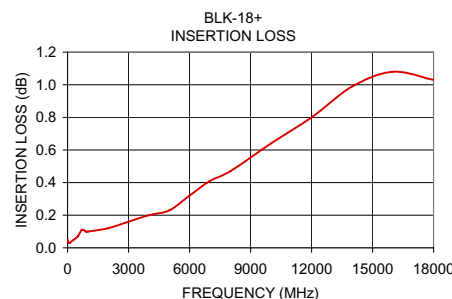


Electrical Specifications at 25°C

FREQUENCY (GHz)	INSERTION LOSS (dB)		RETURN LOSS (dB)	
	Typ.	Max.	Typ.	Min.
0.01-0.1	0.02	0.2	26	20
0.1-1.0	0.07	0.3	36	20
1.0-4.0	0.15	0.5	24	20
4.0-8.0	0.38	1.0	18	15
8.0-18	1.00	—	12	—

Typical Performance Data

Frequency (MHz)	Insertion Loss (dB)	Return Loss (dB)	
		Male	Female
10.00	0.05	28.49	28.48
50.00	0.03	45.13	45.06
100.00	0.03	50.04	50.34
300.00	0.05	39.11	39.36
500.00	0.07	35.50	35.89
700.00	0.11	34.05	34.48
900.00	0.10	32.59	33.09
1000.00	0.10	31.87	32.59
2000.00	0.12	28.84	28.45
3000.00	0.16	26.71	25.78
4000.00	0.20	24.84	24.46
5000.00	0.23	22.08	23.35
6000.00	0.32	19.95	21.73
7000.00	0.41	20.10	20.67
8000.00	0.47	17.98	18.83
10000.00	0.64	15.04	15.60
12000.00	0.80	14.59	12.85
14000.00	0.99	12.82	12.36
16000.00	1.08	13.07	12.06
18000.00	1.03	16.78	12.60



For detailed performance specs & shopping online see web site

P.O. Box 350166, Brooklyn, New York 11235-0003 (718) 934-4500 Fax (718) 332-4661 *The Design Engineers Search Engine* Provides ACTUAL Data Instantly at minicircuits.com

Notes: 1. Performance and quality attributes and conditions not expressly stated in this specification sheet are intended to be excluded and do not form a part of this specification sheet. 2. Electrical specifications and performance data contained herein are based on Mini-Circuit's applicable established test performance criteria and measurement instructions. 3. The parts covered by this specification sheet are subject to Mini-Circuits standard limited warranty and terms and conditions (collectively, "Standard Terms"); Purchasers of this part are entitled to the rights and benefits contained therein. For a full statement of the Standard Terms and the exclusive rights and remedies thereunder, please visit Mini-Circuits' website at www.minicircuits.com/MCLStore/terms.jsp.

REV. D
M108294
BLK-18
EE-9517/2
UR/LC/CP
07302