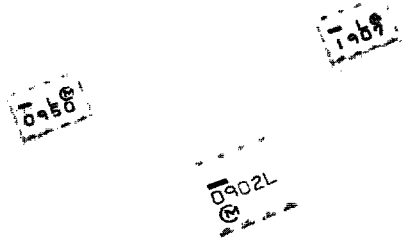


**FEATURES**

- Small size: see dimensions
- Metal shielding on inner chip
- No adjustment required
- Tape and reel packaging
- Reflow solderable
- Frequency request flexibility
- Frequency range from 600MHz to 2.5GHz



**LFE 35-05 TYPE**

**Dimensions: mm**

Code	Dimensions	Code	Dimensions
a	0.3 min.	c	0.3 min.
b	0.4 min.	d	1.27 ± 0.2

**TERMINALS: LFE 35-05 TYPE**

Terminal No.	Terminal Name	Terminal No.	Terminal Name
①	IN	⑤	GND
②	GND	⑥	NC
③	GND	⑦	NC
④	OUT	⑧	GND

Terminal of NC should not be fixed to any path.

**LFK 30-04 TYPE**

**Dimensions: mm**

Code	Dimensions	Code	Dimensions
a	0.3 min.	d	1.0 ± 0.2
b	0.4 min.	e	2.0 ± 0.3
c	0.3 min.	—	—

**TERMINALS: LFK 30-04 TYPE**

Terminal No.	Terminal Name	Terminal No.	Terminal Name
①	IN	⑥	NC
②	NC	⑦	NC
③	NC	⑧	NC
④	NC	⑨	OUT
⑤	GND	⑩	GND

Terminal of "NC" should be fixed to the no connected pattern.

**LFK 30-05 TYPE**

**Dimensions: mm**

Code	Dimensions	Code	Dimensions
a	0.3 min.	d	1.0 ± 0.2
b	0.4 min.	e	2.0 ± 0.3
c	0.3 min.	—	—

**MARKING: LFE 35, LFK 30 TYPE**

Mark	Description
A	Center Frequency (unit:MHz)
B	Filter Category (L:Low Pass Filter)
C	Manufacturer's Name Code
D	Directional Input Mark

**SPECIFICATIONS**

Application	P/N	Nominal Center Freq.	BW	IL at BW	VSWR at BW	Attenuation	Power Capacity
AMPS	LFE35-05E0836L025	836.5MHz	25MHz	(at 25±5°C) 0.85dB max. (at -30°C~+85°C)	1.7dB max.	30dB min. (at 2 x fo) 25dB min. (at 3 x fo)	3 Watts
LMR	LFE35-05E0815L020	815.0MHz	20MHz				
PCS	LFK30-05E1880L060	1880MHz	60MHz				
	LFK30-05E1920L020	1920MHz	20MHz				
ETACS	LFE35-05E0888L033	888.5MHz	33MHz				
GSM/NMT900	LFK30-05E0902L025	902.5MHz	25MHz				
EGSM	LFE35-05E0897L035	897.5MHz	35MHz				
NTACS	LFK30-05E0911L027	911.5MHz	27MHz				
PDC800	LFK30-05E0950L020	950.0MHz	20MHz				
PDC1500	LFK30-05E1441L024	1441.0MHz	24MHz				
PCN	LFK30-05E1747L075	1747.5MHz	75MHz				
DECT	LFK30-05E1890L020	1890.0MHz	20MHz				
PHP	LFK30-05E1907L025	1907.5MHz	25MHz				
ISM (SST)	LFK30-05E0915L026	915.0MHz	26MHz				
	LFK30-05E2442L084	2442.0MHz	84MHz				
RKE	LFK30-04E0433L000	433.9MHz	0MHz	1.50dB max. (at 25±5°C) 1.7dB min. (at -30°C~+85°C)			1 Watt
CT-1	LFK30-05E0914L002	914.5MHz	2MHz	0.7dB min. (at 25±5°C) 0.85dB min. (at -30°C~+85°C)			3 Watts
	LFK30-05E0959L002	959.5MHz	2MHz				
CT-1+	LFK30-05E0931L002	931.0MHz	2MHz				
CT-2	LFE35-05E0866L004	866.0MHz	4MHz				
CT-3	LFE35-05E0885L005	885.0MHz	5MHz				

Note: This is a limited list. Other frequencies available upon request.

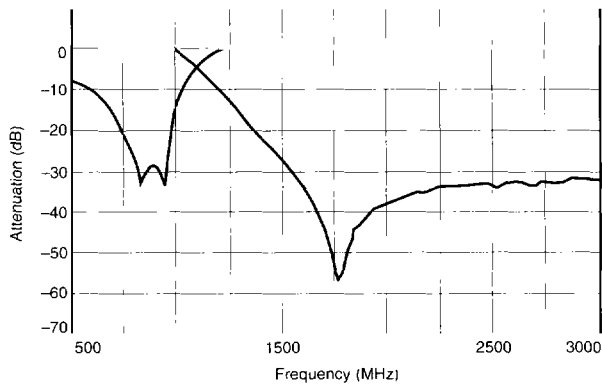
**PART NUMBERING**

LF E 35 - 05 E 0836 L 025  
① ② ③ ④ ⑤ ⑥ ⑦ ⑧

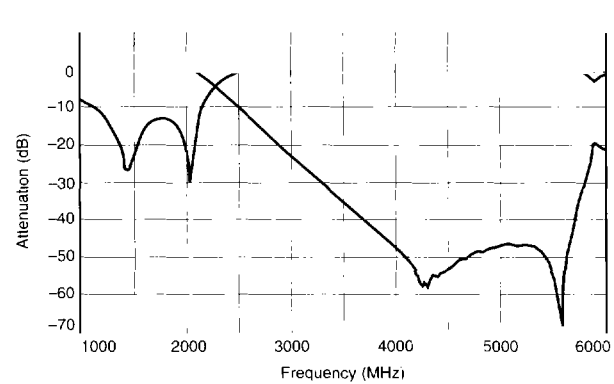
- ① Chip Filter
- ② Series Name
- ③ Package Size in mm  
30 : 4.5 x 3.2  
35 : 5.7 x 5.0
- ④ Spec. Dependent
- ⑤ Number of Poles  
B : 2 C : 3 E : 5
- ⑥ Nominal Center Frequency in MHz
- ⑦ B : BPF L : LPF
- ⑧ Bandwidth in MHz

**TYPICAL CHARACTERISTICS**

LFE35-05E0836L025

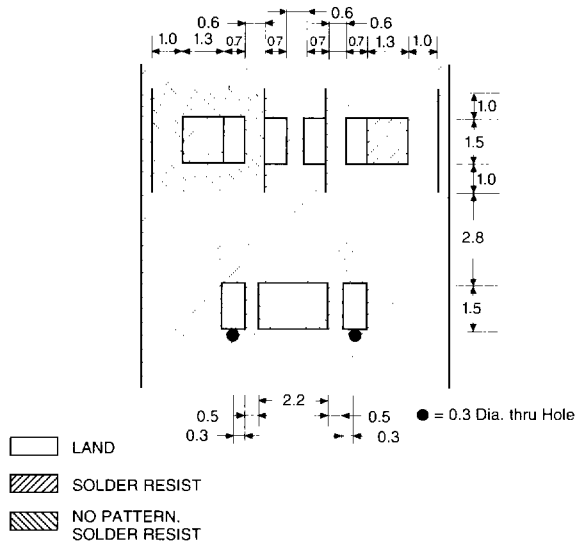


LFK30-05E1907L025

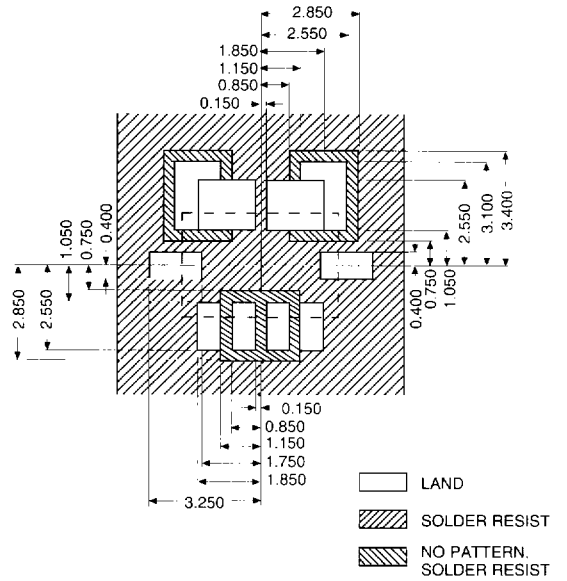


LAND PATTERNS FOR PCB MOUNTING  
DIMENSIONS: mm

LFE35-05



LFK30-05



LFK30-04

