SURFACE MOUNTED CHIP PIEZOELECTRIC CERAMICS FILTERS FOR AM AND FM APPLICATIONS

SFECV 10.7MHz, SFECS 10.7MHz

Along with the development of the AM chip filter, IF filters for AM/FM radios have also been made smaller, thinner and in a chip configuration for surface mounting. This is one more example of Murata Electronics' leadership in converting conventional electronic components to chip technology.

SPECIFICATIONS — SFECV10.7

Part Number	Nominal Center Frequency (fn) (MHz)*	3dB Bandwidth from fn (kHz)	Spurious Attenuation min.	Insertion Loss at fn (dB) max.	Input/Output Impedance (Ohms)
SFECV10.7MA21S-TC	10.7	400 min.	20dB (10.7 to 15.0MHz)	3.0 ±2.0	470
SFECV10.7MA19S-TC	10.7	350 min.	20dB (10.7 to 15.0MHz)	3.0 ±2.0	470
SFECV10.7MA2S-A-TC	10.7	330 ± 50	30dB (9 to 12MHz)	4.0 ±2.0	330
SFECV10.7MA5S-A-TC	10.7	280 ± 50	35dB (9 to 12MHz)	3.0 ±2.0	330
SFECV10.7MS2S-A-TC	10.7	230 ± 50	35dB (9 to 12MHz)	3.5 ±2.0	330
SFECV10.7MS3S-A-TC	10.7	180 ± 40	35dB (9 to 12MHz)	4.0 ±2.0	330
SFECV10.7MJS-A-TC	10.7	150 ± 30	35dB (9 to 12MHz)	5.5 ±2.0	330
SFECV10.7MHS-A-TC	10.7	110 ± 30	35dB (9 to 12MHz)	6.0 ±2.0	330

SFECV10.7 DIMENSIONS: mm

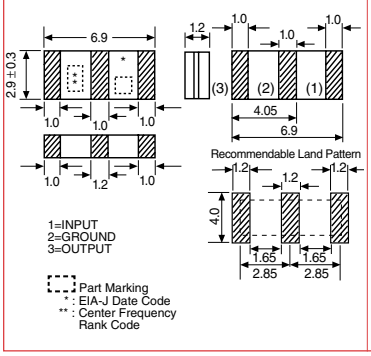

TEST CIRCUIT

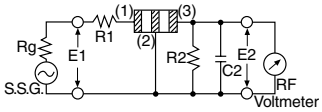

R1+Rg=R2=330ohms ± 1% Rg=50Ω
C=10pF ± 1pF (Including stray capacitance and input capacitance of RF Voltmeter)

PLASTIC TAPE

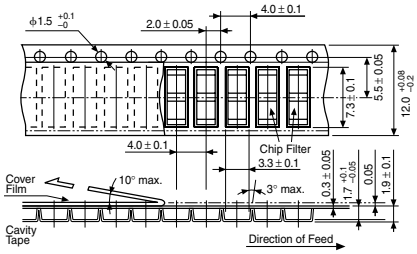

Note: Marked sides face to cover tape. Lead positions are as per above figure. One kind of frequency rank filters are packed in a reel.

PLASTIC REEL

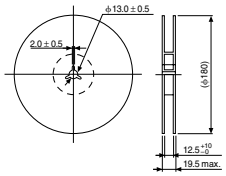

Note: No parts in leader cavity and tail end.
2000 pcs min./reel

Packaging Units: 2000 pcs/reel (180 mmD)

SPECIFICATIONS — CFEC10.8*

Part Number	Center Frequency (MHZ)	3db Bandwidth	Spurious Attenuation	Insertion Loss (dB) max.	Input/Output Impedance (Ohms)	Ripple (dB) max.
SFECS10.7MA5-A-TC	10.7	280kHz ± 50kHz	30db min (9-12MHz)	3.0 ± 2.0	330	1.0
SFECS10.7MS2-A-TC	10.7	230kHz ± 50kHz	30db min (9-12MHz)	3.5 ± 2.0	330	1.0
SFECS10.7MS3-A-TC	10.7	180kHz ± 50kHz	30db min (9-12MHz)	4.5 ± 2.0	330	1.0

SFECS10.7 DIMENSIONS: mm

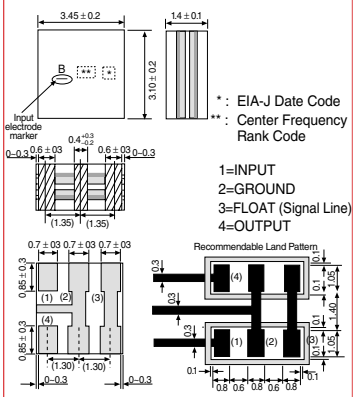

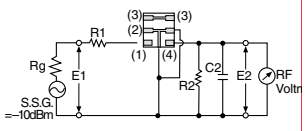

1=INPUT
2=GROUND
3=FLOAT
4=OUTPUT

Rg=50Ω R1=280Ω ±5% R2=330Ω ±5%
C2=10pF ± 2pF (Including stray capacitance and input capacitance of RF Voltmeter)
E1 : S.S.G. Output Voltage

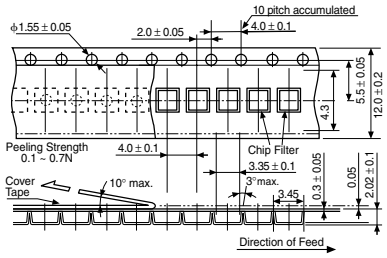

Note: Marked sides face to cover tape. Lead positions are as per above figure. One kind of frequency rank filters are packed in a reel.

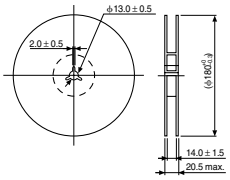

Note: No parts in leader cavity and tail end.
2000 pcs min./reel

* CFEC also available with center frequency of 10.75 or 10.7 MHz.