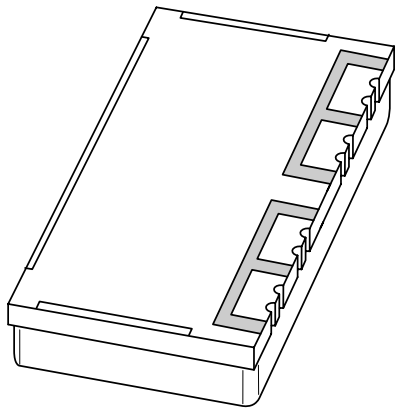


# DATA SHEET



## **BGY241** UHF amplifier module

Product specification  
Supersedes data of 1999 May 01

1999 Sep 09

## UHF amplifier module

## BGY241

## FEATURES

- 3.5 V nominal supply voltage
- 35 dBm output power
- Easy output power control by DC voltage.

## APPLICATIONS

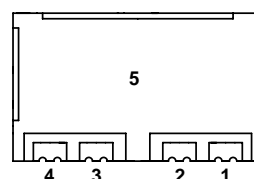
- Digital cellular radio systems with Time Division Multiple Access (TDMA) operation (GSM systems) in the 880 to 915 MHz frequency range.

## DESCRIPTION

The BGY241 is a three-stage UHF amplifier module in a SOT482C leadless package with a plastic cover. The module consists of one NPN silicon planar transistor die and one bipolar monolithic integrated circuit mounted together with matching and bias circuit components on a metallized ceramic substrate.

## PINNING - SOT482C

PIN	DESCRIPTION
1	RF input
2	$V_C$
3	$V_S$
4	RF output
5	ground



Bottom view MBK201

Fig.1 Simplified outline.

## QUICK REFERENCE DATA

RF performance at  $T_{mb} = 25\text{ }^{\circ}\text{C}$ .

MODE OF OPERATION	f (MHz)	$V_S$ (V)	$V_C$ (V)	$P_L$ (dBm)	$G_p$ (dB)	$\eta$ (%)	$Z_S; Z_L$ ( $\Omega$ )
Pulsed; $\delta = 1 : 8$	880 to 915	3.5	$\leq 2.2$	35.2	$\geq 35.2$	typ. 43	50

## LIMITING VALUES

In accordance with the Absolute Maximum Rating System (IEC 134).

SYMBOL	PARAMETER	CONDITIONS	MIN.	MAX.	UNIT
$V_S$	DC supply voltage	$V_C = 0; P_D = 0\text{ mW}$	–	7	V
		$V_C \geq 0.2\text{ V}$	–	5.5	V
$V_C$	DC control voltage		–	2.7	V
$P_D$	input drive power		–	10	dBm
$P_L$	load power		–	36	dBm
$T_{stg}$	storage temperature		–40	+100	$^{\circ}\text{C}$
$T_{mb}$	operating mounting base temperature		–30	+100	$^{\circ}\text{C}$

## CAUTION

This product is supplied in anti-static packing to prevent damage caused by electrostatic discharge during transport and handling. For further information, refer to Philips specs.: SNW-EQ-608, SNW-FQ-302A and SNW-FQ-302B.

## UHF amplifier module

## BGY241

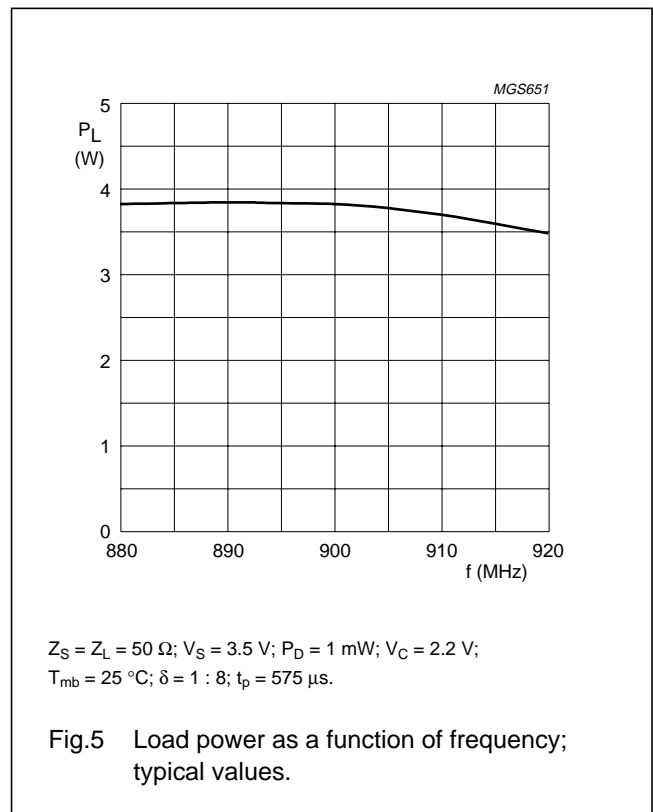
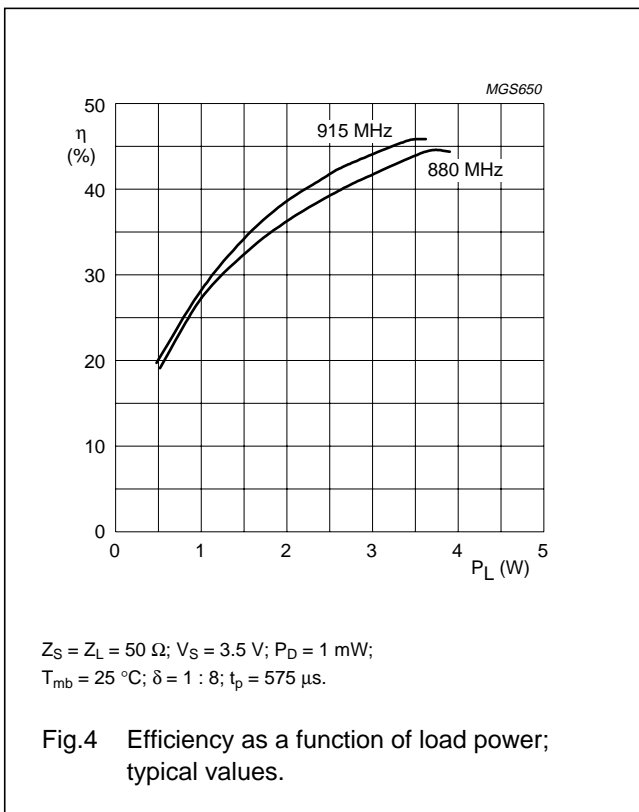
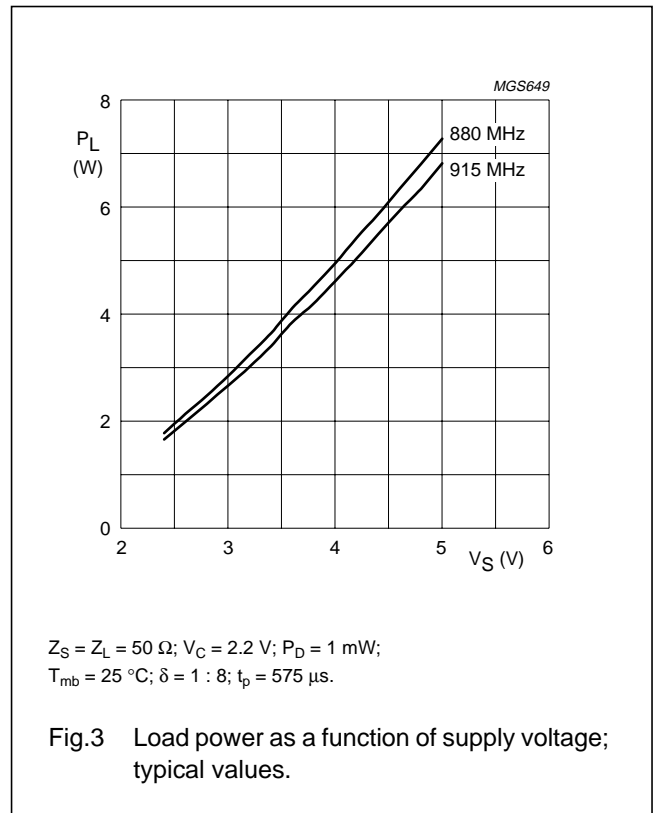
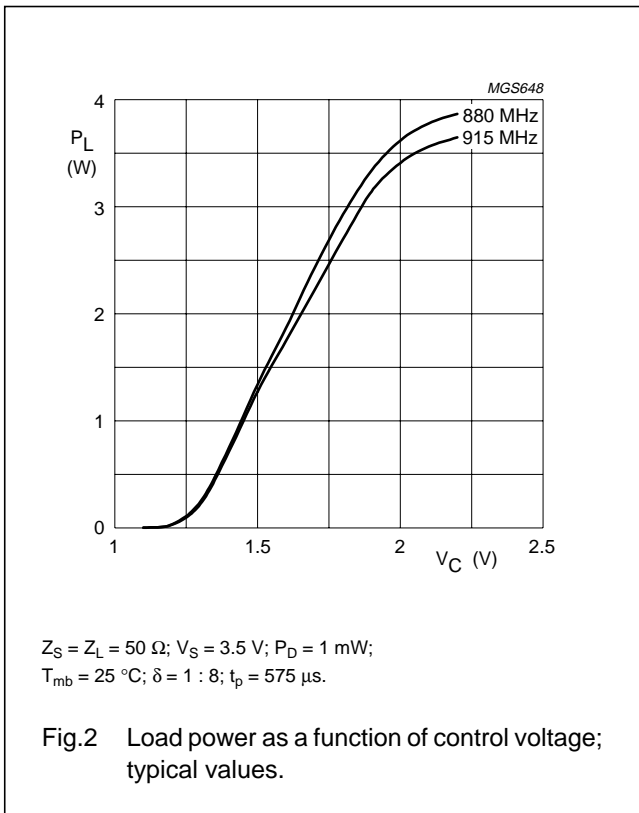
## CHARACTERISTICS

$Z_S = Z_L = 50 \Omega$ ;  $P_D = 0$  dBm;  $V_S = 3.5$  V;  $V_C \leq 2.2$  V;  $f = 880$  to  $915$  MHz;  $T_{mb} = 25$  °C;  $\delta = 1 : 8$ ;  $t_p = 575$   $\mu$ s; unless otherwise specified.

SYMBOL	PARAMETER	CONDITIONS	MIN.	TYP.	MAX.	UNIT
$I_Q$	leakage current	$V_C = 0.2$ V; $P_D = 0$ mW	–	–	10	$\mu$ A
		$V_S = 7$ V; $V_C = 0$ ; $P_D = 0$ mW	–	6	20	mA
$I_{CM}$	peak control current	$P_L = 35.2$ dBm	–	–	3	mA
$P_L$	load power	$V_C = 2.2$ V	35.2	35.5	–	dBm
		$V_S = 3$ V; $V_C = 2.2$ V; $T_{mb} = -20$ to $+85$ °C	33.6	–	–	dBm
$G_p$	power gain	$P_L = 35.2$ dBm	–	35.2	–	dB
$\eta$	efficiency	$P_L = 34$ dBm	35	42	–	%
$H_2$	second harmonic	$P_L = 35.2$ dBm	–	–50	–38	dBc
$H_3$	third harmonic	$P_L = 35.2$ dBm	–	–53	–40	dBc
$VSWR_{in}$	input VSWR	$P_L = 5$ to $35$ dBm	–	–	3 : 1	
	stability	$V_S = 3$ to $5$ V; $P_D = -3$ to $+3$ dBm; $V_C = 0$ to $2.2$ V; $P_L \leq 35.2$ dBm; VSWR $\leq 6 : 1$ through all phases	–	–	–60	dBc
	isolation	$V_C = 0.5$ V; $P_D = 3$ dBm	–	–43	–37	dBm
	control bandwidth		1.5	–	–	MHz
	control slope	$P_L = -5$ to $+5$ dBm	–	240	–	dB/V
$P_n$	noise power	$P_L = 5$ to $35.2$ dBm; bandwidth = $100$ kHz; $20$ MHz above transmitter band	–	–76	–75	dBm
	AM/AM conversion	$P_D = 3\%$ AM; $f = 100$ kHz; $P_L = 5$ to $35.2$ dBm	–	12	14	%
	AM/PM conversion	$P_D = -0.5$ to $+0.5$ dBm; $P_L = 5$ to $35.2$ dBm	–	–	2	deg
	$T_X/R_X$ conversion	$P_L = 35.2$ dBm; $f = 915$ MHz; $P_L (925 \text{ MHz})/P_D (905 \text{ MHz})$	–	25	30	dB
$t_r$	carrier rise time	$P_L = 6$ to $34$ dBm; time to settle within $-0.5$ dB of final $P_L$	–	1.5	2	$\mu$ s
$t_f$	carrier fall time	$P_L = 6$ to $34$ dBm; time to settle within $-0.5$ dB of final $P_L$	–	1.5	2	$\mu$ s
	ruggedness	$V_S = 5$ V; $P_L = 34.8$ dBm; VSWR $\leq 12 : 1$ through all phases	no degradation			
		$V_S = 4.5$ V; $V_C = 2.3$ V; VSWR $\leq 5 : 1$ through all phases	no degradation			

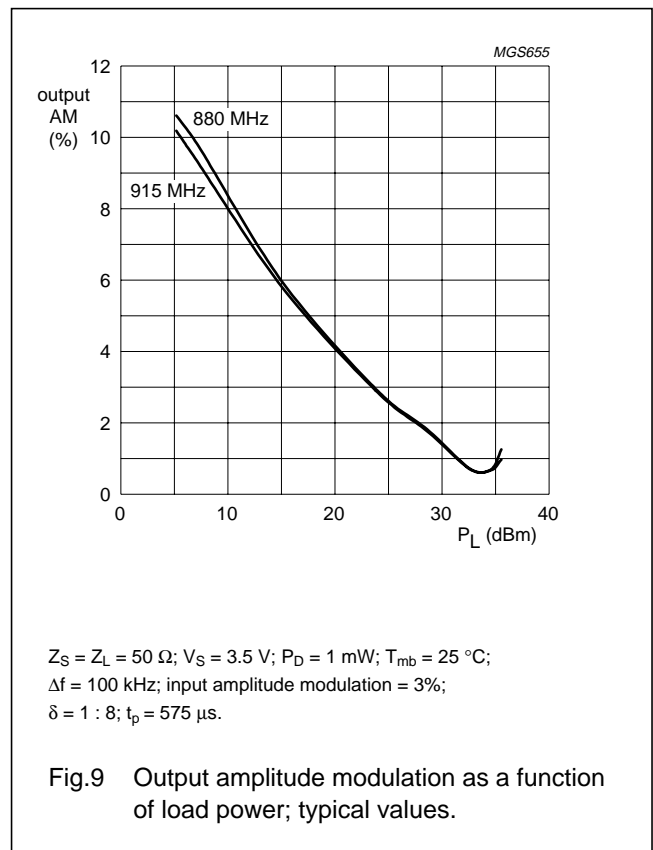
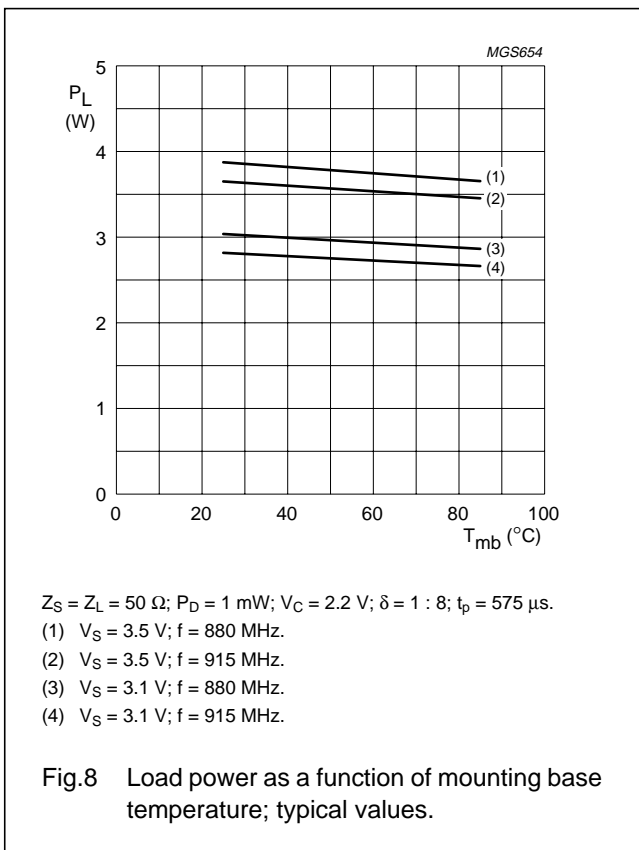
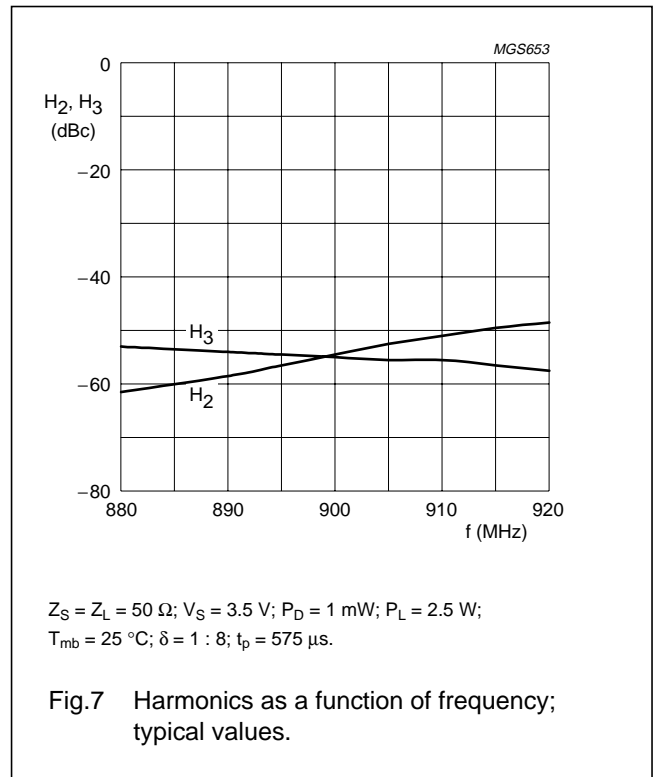
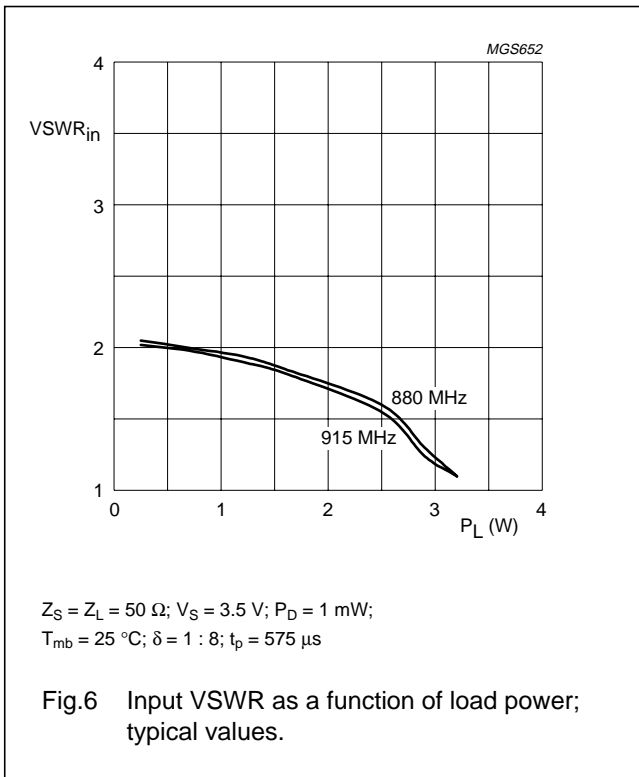
UHF amplifier module

BGY241



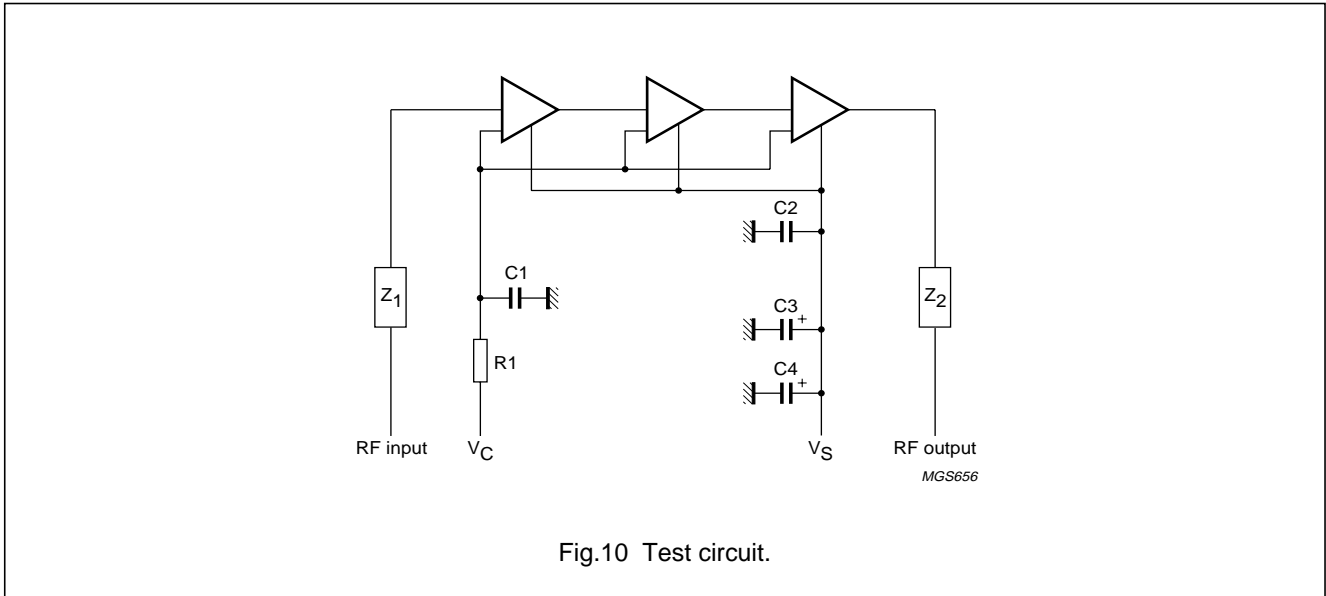
UHF amplifier module

BGY241



UHF amplifier module

BGY241



List of components (see Fig.10)

COMPONENT	DESCRIPTION	VALUE	DIMENSIONS	CATALOGUE NO.
C1,C2	multilayer ceramic chip capacitor	680 pF		2222 851 11681
C3	tantalum capacitor	2.2 $\mu$ F; 35 V		–
C4	electrolytic capacitor	47 $\mu$ F; 40 V		2222 030 37479
Z1,Z2	stripline; note 1	50 $\Omega$	width 2.33 mm	–
R1	metal film resistor	100 $\Omega$ ; 0.6 W		2322 156 11001

Note

1. The striplines are on a double copper-clad printed-circuit board with PTFE fibreglass dielectric ( $\epsilon_r = 2.2$ ); thickness  $1/32$  inch.

## UHF amplifier module

## BGY241

**SOLDERING**

The indicated temperatures are those at the solder interfaces.

Advised solder types are types with a liquidus less than or equal to 210 °C.

Solder dots or solder prints must be large enough to wet the contact areas.

Soldering can be carried out using a conveyor oven, a hot air oven, an infrared oven or a combination of these ovens. A double reflow process is permitted.

Hand soldering is not recommended because the soldering iron tip can exceed the maximum permitted temperature of 250 °C and damage the module. In case hand soldering is needed, recommendations can be found in RNR-45-98-A-0485.

The maximum allowed temperature is 250 °C for a maximum of 5 seconds.

The maximum ramp-up is 10 °C per second.

The maximum cool-down is 5 °C per second.

**Cleaning**

The following fluids may be used for cleaning:

- Alcohol
- Bio-Act (Terpene Hydrocarbon)
- Acetone.

Ultrasonic cleaning should not be used since this can cause serious damage to the product.

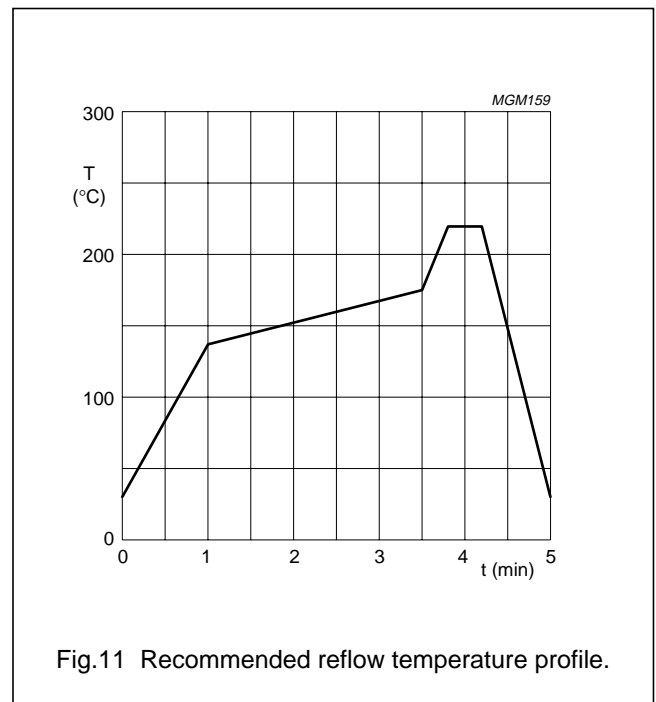
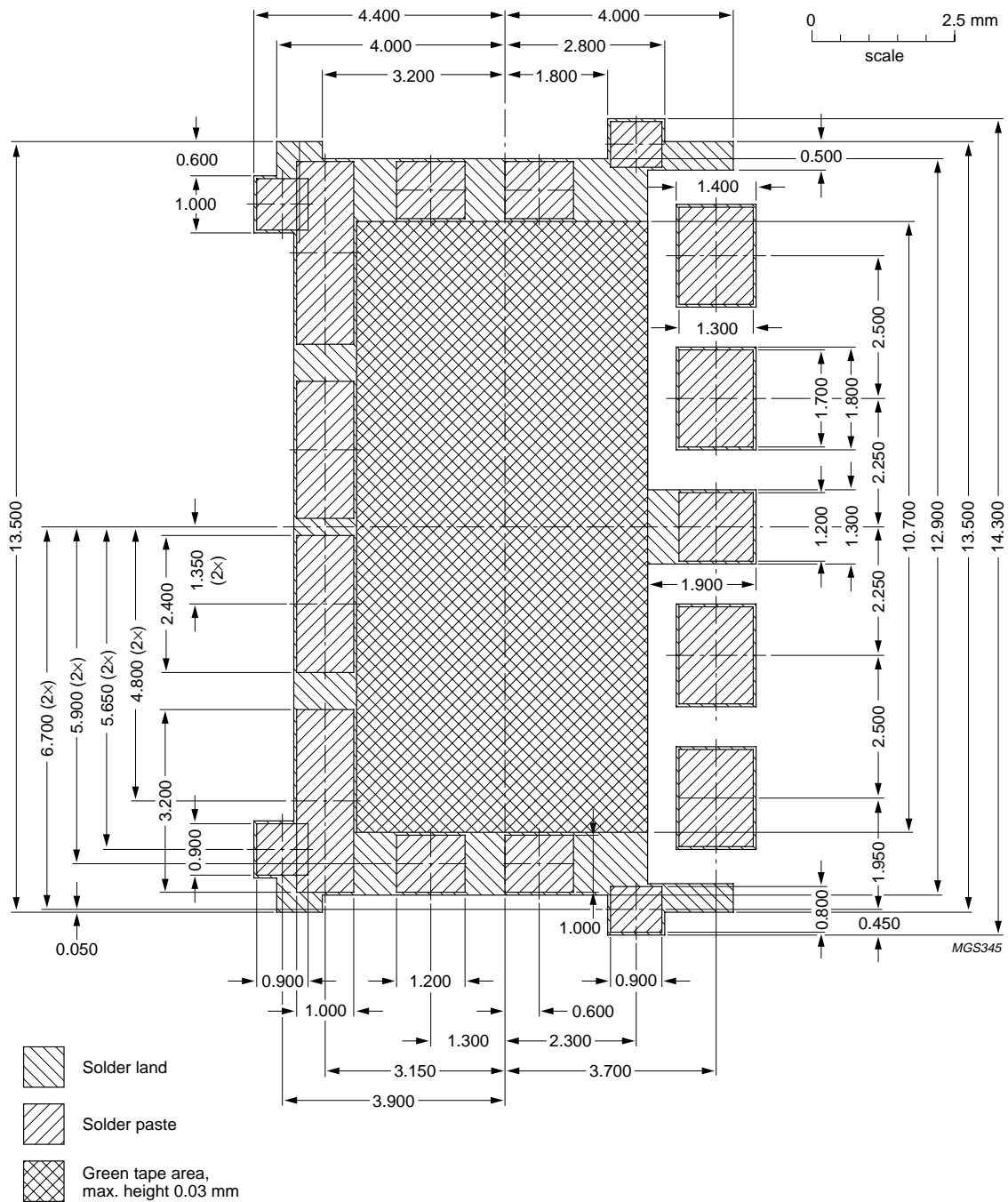


Fig.11 Recommended reflow temperature profile.

UHF amplifier module

BGY241



Dimensions in mm.

Fig.12 Footprint SOT482C.



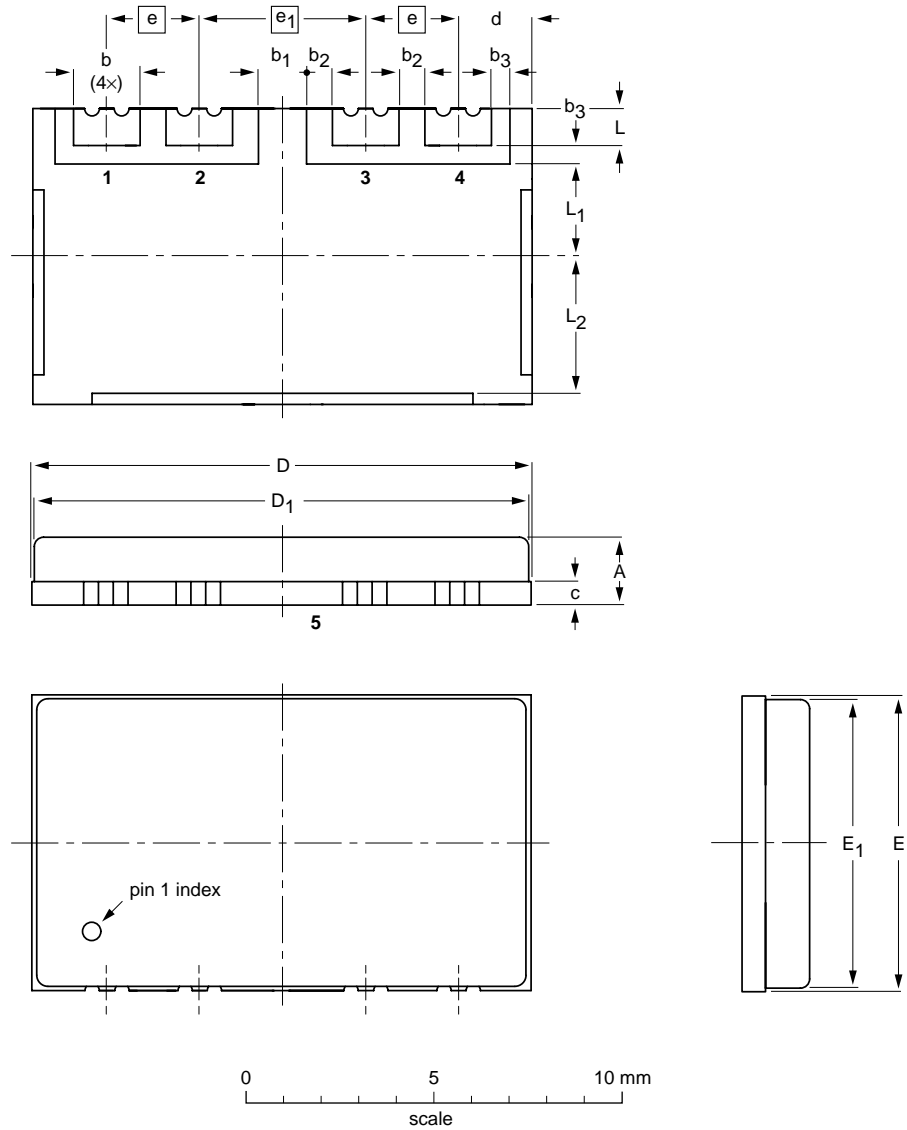
UHF amplifier module

BGY241

PACKAGE OUTLINE

Leadless surface mounted package; plastic cap; 4 terminations

SOT482C



DIMENSIONS (mm are the original dimensions)

UNIT	A	b	b <sub>1</sub>	b <sub>2</sub>	b <sub>3</sub>	c	D	D <sub>1</sub>	d	E	E <sub>1</sub>	e	e <sub>1</sub>	L	L <sub>1</sub>	L <sub>2</sub>
mm	1.90 1.59	1.9 1.7	1.4 1.2	0.8 0.6	0.6 0.4	0.70 0.57	13.7 13.3	13.35 13.05	2.0	8.2 7.8	7.85 7.55	2.6 2.4	4.6 4.4	1.15 0.85	2.65 2.35	3.85 3.55

OUTLINE VERSION	REFERENCES				EUROPEAN PROJECTION	ISSUE DATE
	IEC	JEDEC	EIAJ			
SOT482C						-99-05-18- 99-08-16

## UHF amplifier module

BGY241

**DEFINITIONS**

<b>Data Sheet Status</b>	
Objective specification	This data sheet contains target or goal specifications for product development.
Preliminary specification	This data sheet contains preliminary data; supplementary data may be published later.
Product specification	This data sheet contains final product specifications.
<b>Limiting values</b>	
Limiting values given are in accordance with the Absolute Maximum Rating System (IEC 134). Stress above one or more of the limiting values may cause permanent damage to the device. These are stress ratings only and operation of the device at these or at any other conditions above those given in the Characteristics sections of the specification is not implied. Exposure to limiting values for extended periods may affect device reliability.	
<b>Application information</b>	
Where application information is given, it is advisory and does not form part of the specification.	

**LIFE SUPPORT APPLICATIONS**

These products are not designed for use in life support appliances, devices, or systems where malfunction of these products can reasonably be expected to result in personal injury. Philips customers using or selling these products for use in such applications do so at their own risk and agree to fully indemnify Philips for any damages resulting from such improper use or sale.

UHF amplifier module

BGY241

---

**NOTES**

# Philips Semiconductors – a worldwide company

**Argentina:** see South America

**Australia:** 3 Figtree Drive, HOMEBUSH, NSW 2140,  
Tel. +61 2 9704 8141, Fax. +61 2 9704 8139

**Austria:** Computerstr. 6, A-1101 WIEN, P.O. Box 213,  
Tel. +43 1 60 101 1248, Fax. +43 1 60 101 1210

**Belarus:** Hotel Minsk Business Center, Bld. 3, r. 1211, Volodarski Str. 6,  
220050 MINSK, Tel. +375 172 20 0733, Fax. +375 172 20 0773

**Belgium:** see The Netherlands

**Brazil:** see South America

**Bulgaria:** Philips Bulgaria Ltd., Energoproject, 15th floor,  
51 James Bourchier Blvd., 1407 SOFIA,  
Tel. +359 2 68 9211, Fax. +359 2 68 9102

**Canada:** PHILIPS SEMICONDUCTORS/COMPONENTS,  
Tel. +1 800 234 7381, Fax. +1 800 943 0087

**China/Hong Kong:** 501 Hong Kong Industrial Technology Centre,  
72 Tat Chee Avenue, Kowloon Tong, HONG KONG,  
Tel. +852 2319 7888, Fax. +852 2319 7700

**Colombia:** see South America

**Czech Republic:** see Austria

**Denmark:** Sydhavnsgade 23, 1780 COPENHAGEN V,  
Tel. +45 33 29 3333, Fax. +45 33 29 3905

**Finland:** Sinikalliontie 3, FIN-02630 ESPOO,  
Tel. +358 9 615 800, Fax. +358 9 6158 0920

**France:** 51 Rue Carnot, BP317, 92156 SURESNES Cedex,  
Tel. +33 1 4099 6161, Fax. +33 1 4099 6427

**Germany:** Hammerbrookstraße 69, D-20097 HAMBURG,  
Tel. +49 40 2353 60, Fax. +49 40 2353 6300

**Hungary:** see Austria

**India:** Philips INDIA Ltd, Band Box Building, 2nd floor,  
254-D, Dr. Annie Besant Road, Worli, MUMBAI 400 025,  
Tel. +91 22 493 8541, Fax. +91 22 493 0966

**Indonesia:** PT Philips Development Corporation, Semiconductors Division,  
Gedung Philips, Jl. Buncit Raya Kav.99-100, JAKARTA 12510,  
Tel. +62 21 794 0040 ext. 2501, Fax. +62 21 794 0080

**Ireland:** Newstead, Clonskeagh, DUBLIN 14,  
Tel. +353 1 7640 000, Fax. +353 1 7640 200

**Israel:** RAPAC Electronics, 7 Kehilat Saloniki St, PO Box 18053,  
TEL AVIV 61180, Tel. +972 3 645 0444, Fax. +972 3 649 1007

**Italy:** PHILIPS SEMICONDUCTORS, Via Casati, 23 - 20052 MONZA (MI),  
Tel. +39 039 203 6838, Fax +39 039 203 6800

**Japan:** Philips Bldg 13-37, Kohnan 2-chome, Minato-ku,  
TOKYO 108-8507, Tel. +81 3 3740 5130, Fax. +81 3 3740 5057

**Korea:** Philips House, 260-199 Itaewon-dong, Yongsan-ku, SEOUL,  
Tel. +82 2 709 1412, Fax. +82 2 709 1415

**Malaysia:** No. 76 Jalan Universiti, 46200 PETALING JAYA, SELANGOR,  
Tel. +60 3 750 5214, Fax. +60 3 757 4880

**Mexico:** 5900 Gateway East, Suite 200, EL PASO, TEXAS 79905,  
Tel. +9-5 800 234 7381, Fax +9-5 800 943 0087

**Middle East:** see Italy

**Netherlands:** Postbus 90050, 5600 PB EINDHOVEN, Bldg. VB,  
Tel. +31 40 27 82785, Fax. +31 40 27 88399

**New Zealand:** 2 Wagener Place, C.P.O. Box 1041, AUCKLAND,  
Tel. +64 9 849 4160, Fax. +64 9 849 7811

**Norway:** Box 1, Manglerud 0612, OSLO,  
Tel. +47 22 74 8000, Fax. +47 22 74 8341

**Pakistan:** see Singapore

**Philippines:** Philips Semiconductors Philippines Inc.,  
106 Valero St. Salcedo Village, P.O. Box 2108 MCC, MAKATI,  
Metro MANILA, Tel. +63 2 816 6380, Fax. +63 2 817 3474

**Poland:** Al.Jerozolimskie 195 B, 02-222 WARSAW,  
Tel. +48 22 5710 000, Fax. +48 22 5710 001

**Portugal:** see Spain

**Romania:** see Italy

**Russia:** Philips Russia, Ul. Usatcheva 35A, 119048 MOSCOW,  
Tel. +7 095 755 6918, Fax. +7 095 755 6919

**Singapore:** Lorong 1, Toa Payoh, SINGAPORE 319762,  
Tel. +65 350 2538, Fax. +65 251 6500

**Slovakia:** see Austria

**Slovenia:** see Italy

**South Africa:** S.A. PHILIPS Pty Ltd., 195-215 Main Road Martindale,  
2092 JOHANNESBURG, P.O. Box 58088 Newville 2114,  
Tel. +27 11 471 5401, Fax. +27 11 471 5398

**South America:** Al. Vicente Pinzon, 173, 6th floor,  
04547-130 SÃO PAULO, SP, Brazil,  
Tel. +55 11 821 2333, Fax. +55 11 821 2382

**Spain:** Balmes 22, 08007 BARCELONA,  
Tel. +34 93 301 6312, Fax. +34 93 301 4107

**Sweden:** Kottbygatan 7, Akalla, S-16485 STOCKHOLM,  
Tel. +46 8 5985 2000, Fax. +46 8 5985 2745

**Switzerland:** Allmendstrasse 140, CH-8027 ZÜRICH,  
Tel. +41 1 488 2741 Fax. +41 1 488 3263

**Taiwan:** Philips Semiconductors, 6F, No. 96, Chien Kuo N. Rd., Sec. 1,  
TAIPEI, Taiwan Tel. +886 2 2134 2886, Fax. +886 2 2134 2874

**Thailand:** PHILIPS ELECTRONICS (THAILAND) Ltd.,  
209/2 Sanpavuth-Bangna Road Prakanong, BANGKOK 10260,  
Tel. +66 2 745 4090, Fax. +66 2 398 0793

**Turkey:** Yukari Dudullu, Org. San. Blg., 2.Cad. Nr. 28 81260 Umraniye,  
ISTANBUL, Tel. +90 216 522 1500, Fax. +90 216 522 1813

**Ukraine:** PHILIPS UKRAINE, 4 Patrice Lumumba str., Building B, Floor 7,  
252042 KIEV, Tel. +380 44 264 2776, Fax. +380 44 268 0461

**United Kingdom:** Philips Semiconductors Ltd., 276 Bath Road, Hayes,  
MIDDLESEX UB3 5BX, Tel. +44 208 730 5000, Fax. +44 208 754 8421

**United States:** 811 East Arques Avenue, SUNNYVALE, CA 94088-3409,  
Tel. +1 800 234 7381, Fax. +1 800 943 0087

**Uruguay:** see South America

**Vietnam:** see Singapore

**Yugoslavia:** PHILIPS, Trg N. Pasica 5/v, 11000 BEOGRAD,  
Tel. +381 11 62 5344, Fax.+381 11 63 5777

**For all other countries apply to:** Philips Semiconductors,  
International Marketing & Sales Communications, Building BE-p, P.O. Box 218,  
5600 MD EINDHOVEN, The Netherlands, Fax. +31 40 27 24825

**Internet:** <http://www.semiconductors.philips.com>

© Philips Electronics N.V. 1999

SCA 68

All rights are reserved. Reproduction in whole or in part is prohibited without the prior written consent of the copyright owner.

The information presented in this document does not form part of any quotation or contract, is believed to be accurate and reliable and may be changed without notice. No liability will be accepted by the publisher for any consequence of its use. Publication thereof does not convey nor imply any license under patent- or other industrial or intellectual property rights.

Printed in The Netherlands

125002/06/pp12

Date of release: 1999 Sep 09

Document order number: 9397 750 06002

*Let's make things better.*

**Philips**  
Semiconductors



**PHILIPS**