

FEATURES

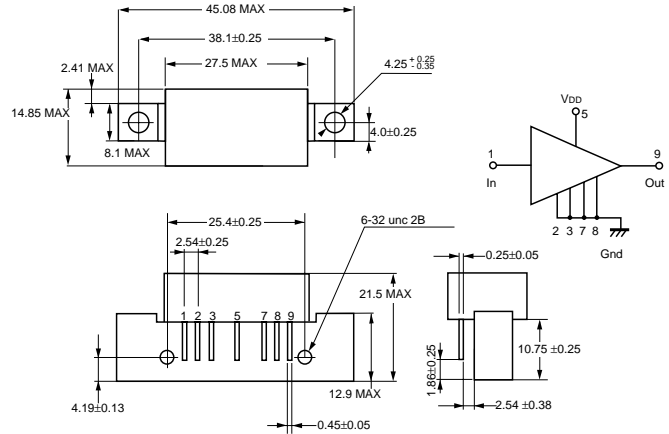
- GALLIUM ARSENIDE ACTIVE DEVICES
- LOW DISTORTION
- LOW NOISE FIGURE
(6.3 dB TYP at 860 MHz)
- LOW DC CURRENT DRAW
(355 mA TYP at 24 V)
- HIGH RELIABILITY
(FIT = 125 at heat sink temperature of 100°C, Report available)
- INDUSTRY COMPATIBLE PACKAGE

DESCRIPTION

The MC-7862 is a GaAs hybrid integrated circuit designed to be used as the output device in CATV applications up to 860 MHz. This unit has a minimum gain of 18.5 dB at 860 MHz, and because it is a GaAs device, it has lower distortion and lower noise figure. These Power Doublers deliver these performance advantages with 10 to 20% less DC input power. Reliability is assured by NEC's stringent quality and process control procedures. Devices are assembled and tested using fully automated equipment to maximize the consistency in part to part performance.

OUTLINE DIMENSIONS (Units in mm)

PACKAGE OUTLINE



ELECTRICAL CHARACTERISTICS (T_{case} = 30 °C, V_{DD} = 24 V, Z_s = Z_i = 75 Ω)

PART NUMBER			MC-7862			CONDITIONS
SYMBOLS	PARAMETERS	UNITS	MIN	TYP	MAX	
BW	Frequency Range	MHz	50		860	
GA	Gain	dB	18.5		20.0	f = 860 MHz
S	Gain Slope	dB	0		2.0	50 to 860 MHz
Gf	Gain Flatness	dB			1.0	50 to 860 MHz; Peak to Valley
S11	Input Return Loss	dB	18.0			50 to 160 MHz
		dB	17.0			160 to 320 MHz
		dB	16.0			320 to 640 MHz
		dB	14.5			640 to 860 MHz
S22	Output Return Loss	dB	18.0			50 to 160 MHz
		dB	17.0			160 to 320 MHz
		dB	16.0			320 to 640 MHz
		dB	14.5			640 to 860 MHz
S12	Reverse Isolation	dB	30			50 to 860 MHz
CTB	Composite Triple Beat, 110 Channels	dB		-60 -65	-54	V _{OUT} = 50 dBmV at 750 MHz, 10 dB Tilt V _{OUT} = 44 dBmV/ch
CSO	Composite Second Order, 110 Channels	dB		-68 -68	-59	V _{OUT} = 50 dBmV at 750 MHz, 10 dB Tilt V _{OUT} = 44 dBmV/ch
XMod	Cross Modulation, 110 Channels	dB		-63 -66	-56	V _{OUT} = 50 dBmV at 750 MHz, 10 dB Tilt V _{OUT} = 44 dBmV/ch
IDD	DC Current	mA		355	380	
NF	Noise Figure	dB		5.6	6.5	50 MHz
		dB		6.3	7.0	860 MHz

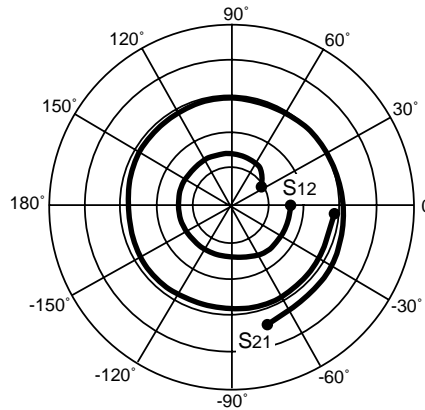
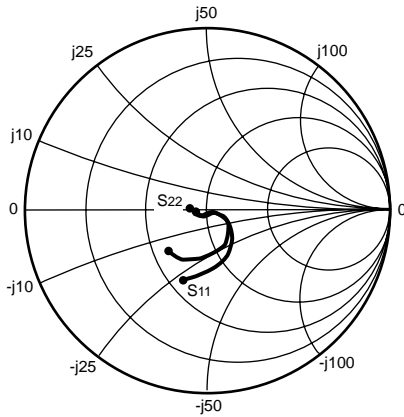
ABSOLUTE MAXIMUM RATINGS¹ (T_{CASE}= 30 °C)

SYMBOLS	PARAMETERS	UNITS	RATINGS
V _{DD}	Supply Voltage	V	30
V _I	Input Voltage (Single Tone)	dBmV	65
T _{OP}	Operating Temperature	°C	-30 to +100
T _{STG}	Storage Temperature	°C	-40 to +100

Note:

1. Operation in excess of any one of these parameters may result in permanent damage.

TYPICAL SCATTERING PARAMETERS



S₂₁ MAG:
3.0/DIV., 15.00 FS
S₁₂ MAG:
0.01/DIV., 0.05 FS

V_{DD} = 24 V

FREQUENCY (MHz)	S ₁₁		S ₂₁		S ₁₂		S ₂₂	
	MAG	ANG	MAG	ANG	MAG	ANG	MAG	ANG
50	0.073	-153.70	8.370	-4.504	0.016	-0.754	0.102	-176.30
100	0.069	-155.90	8.513	-31.110	0.016	-23.830	0.086	-176.30
150	0.067	-151.70	8.554	-53.700	0.016	-43.060	0.073	-167.60
200	0.065	-149.40	8.623	-74.760	0.016	-61.530	0.065	-158.90
250	0.061	-144.00	8.683	-95.530	0.015	-79.870	0.064	-146.40
300	0.053	-131.50	8.724	-116.300	0.015	-98.270	0.063	-133.10
350	0.047	-123.70	8.751	-137.100	0.015	-117.200	0.065	-130.30
400	0.049	-109.40	8.786	-157.100	0.015	-135.800	0.066	-123.10
450	0.043	-105.30	8.813	-178.000	0.015	-155.000	0.055	-124.80
500	0.039	-96.47	8.858	161.200	0.015	-173.800	0.041	-120.20
550	0.034	-63.90	8.878	140.400	0.015	168.200	0.026	-87.00
600	0.043	-22.72	8.890	119.400	0.015	151.000	0.038	-30.17
650	0.076	-18.18	8.890	98.320	0.015	135.000	0.079	-29.17
700	0.117	-21.01	8.831	77.360	0.015	119.500	0.121	-33.13
750	0.160	-32.39	8.851	56.790	0.015	104.700	0.166	-46.74
800	0.210	-43.85	8.943	36.270	0.015	91.170	0.209	-59.90
850	0.255	-55.77	9.152	15.220	0.014	77.890	0.244	-75.92
900	0.306	-71.98	9.405	-6.480	0.014	63.070	0.273	-92.13
950	0.331	-86.29	9.635	-29.450	0.012	47.360	0.291	-104.70
1000	0.375	-98.07	9.729	-51.340	0.010	36.940	0.319	-118.80
1050	0.409	-109.30	10.240	-74.130	0.009	25.510	0.321	-132.60

EXCLUSIVE NORTH AMERICAN AGENT FOR **NEC** RF, MICROWAVE & OPTOELECTRONIC SEMICONDUCTORS

CEL CALIFORNIA EASTERN LABORATORIES • Headquarters • 4590 Patrick Henry Drive • Santa Clara, CA 95054-1817 • (408) 988-3500 • Telex 34-6393 • FAX (408) 988-0279
24-Hour Fax-On-Demand: 800-390-3232 (U.S. and Canada only) • Internet: <http://WWW.CEL.COM>

DATA SUBJECT TO CHANGE WITHOUT NOTICE